



Date: November 18, 2021

Scrip Code – 532960, 890145

BSE Limited

Phiroze Jeejeebhoy Towers,

Dalal Street,

MUMBAI – 400 001

DHANI – EQ, DHANIPP

National Stock Exchange of India Limited

“Exchange Plaza”,

Bandra-Kurla Complex, Bandra (E).

MUMBAI – 400 051

Sub: Outcome of Extraordinary General Meeting of the Members of Dhani Services Limited (formerly Indiabulls Ventures Limited) (“the Company”) held today i.e. on Wednesday, November 17, 2021 and disclosures under Regulations 30 & 44 of the SEBI (Listing Obligations and Disclosure Requirements) Regulations, 2015, as amended (Listing Regulations)

Dear Sir/Madam,

Pursuant to Regulations 30 and 44 of the SEBI (Listing Obligations and Disclosure Requirements) Regulations, 2015, as amended, we submit the following:

Summary of the proceedings of Extraordinary General Meeting (EGM).

The Extraordinary General Meeting of the Members of the Company was held today i.e. on Wednesday, November 17, 2021 through Video Conferencing (“VC”) / Other Audio Visual Means (“OAVM”). The meeting commenced at 11:00 AM and concluded at 11:48 A.M. with the closure of the voting at the meeting (“Meeting”).

Since Mr. Sameer Gehlaut, Chairman of the Company was not present, Directors present at the meeting unanimously elected Mr. Pinank Jayant Shah, Executive Director of the Company, as Chairman of the meeting, in terms of Article 101 of the Articles of Association of the Company and applicable Secretarial Standards.

Mr. Lalit Sharma, Company Secretary informed that since 62 members have joined this meeting through VC, the requisite quorum is present.

After declaring that requisite quorum for the meeting being present, the Chairman called the meeting to order. He welcomed the Members to the meeting and introduced the board members and Key Managerial Personnel of the Company, namely, Mr. Divyesh B. Shah, Whole Time Director & COO, Mr. Anish Williams, Executive Director, Mr. Sandeep Kadam, Non-Executive Director, Dr. Narendra Damodar Jadhav, Mr. Praveen Kumar Tripathi, Mrs. Fantry Mein Jaswal, Mr. Vijay Chugh and Mr. Rakesh Mohan Garg Independent Directors, Mr. Rajeev Lochan Agarwal, Chief Financial Officer and Mr. Lalit Sharma, Secretary of the Company present at the Meeting.

The Chairman informed that in view of the ongoing pandemic situation of COVID-19 and pursuant to the MCA & SEBI Circulars, the Company had provided the facility to its members to join



Dhani Services Limited (formerly Indiabulls Ventures Limited) CIN: L74110DL1995PLC069631

Reg. Office: M - 62 & 63, First Floor, Connaught Place, New Delhi - 110001. T. +91 11 30252900 F. +91 11 30252901

Corp. Office: One International Centre, Tower 1, 4th Floor, S. B. Marg, Elphinstone (W), Mumbai - 400013

Website: www.dhani.com | Email: support@dhani.com | T. +91 22 6189 9016 F. +91 22 6189 9001



the Meeting through Video Conferencing (“VC”) / Other Audio Visual Means (“OAVM”) along with the facility to view the Meeting on live webcast on the platform of KFIN Technologies.

The Chairman informed the members that the Meeting has been convened to seek shareholders’ approval to the agenda as per Notice dated October 25, 2021, which is approval for (a) Issuance and allotment of an aggregate of upto 6,12,24,490 fully paid-up equity shares of the Company having face value of INR 2 each, approx. 9.12% of the post preferential issue share capital of the Company, at an issue price of INR 196 for a INR 2 paid up share (including a premium of INR 194) per share, for a cash consideration aggregating upto INR 1,200 Cr equivalent to USD 160 Million, by way of a preferential issue on private placement, to certain promoter group and non-promoter group entities; (b) Appointment of Mr. Anish Williams, Chief Product Officer, Dhani, (DIN: 03314110) as Whole-time Director and Key Managerial Personnel designated as Executive Director, for a period of 5 (five) years with effect from October 21, 2021; (c) Appointment of Prof. Mohanbir Singh Sawhney, Associate Dean for Digital Innovation and McCormick Foundation Professor at Northwestern’s Kellogg School of Management (DIN: 07136864), as an Independent Director, from October 7, 2021 up to October 6, 2022, not liable to retire by rotation and (d) Appointment of Mr. Sandeep Kadam, Head of Technology, Dhani, as Non-Executive Director of the Company, liable to retire by rotation, in the manner as stated in the agenda of the said Notice.

Thereafter, with the consent of the members, the Notice convening the Meeting was taken as read.

The members were informed that the Company had offered the facility of remote e-voting through electronic means from Sunday, November 14, 2021 at 10:00 A.M. and ends on Tuesday, November 16, 2021 at 5:00 P.M. Further, the Company has made arrangements for e-voting during the Meeting since it was held through VC/OAVM, for those shareholders, who could not participate for e-voting during the said period.

It was further informed that the Company had appointed Ms. Swati Jain (Membership No. 526173), of M/s Swati Jain & Associates, Practicing Chartered Accountants, Gurugram, as the Scrutinizer to scrutinize the remote e-voting process as well as voting at the Meeting, in a fair and transparent manner. She was also present in the meeting.

It was further informed that the combined result of remote e-voting, exercised earlier during November 14, 2021 to November 16, 2021 and the e-voting (through Instapoll) held during the Meeting, will be declared on or before November 19, 2021, which will also be placed on the website of the Company and of KFinTech and will also be forwarded to BSE Limited and National Stock Exchange of India Limited, where the Equity Shares are listed and also to Luxembourg Stock Exchange where Company’s GDRs are listed.

During the Questions and Answers Session, the queries raised by the members, who have registered themselves as speakers for the Meeting, were responded by the Chairman.

The businesses, as set out in the Notice dated October 25, 2021 convening EGM of the Company, were then placed for e-voting by the members, who were present at the Meeting but didn’t participate in remote e-voting.





Post conclusion of Meeting and closure of the e-voting (through Instapoll), the Scrutinizer downloaded all reports of remote e-voting held during November 14, 2021 to November 16, 2021 and e-voting (through Instapoll) held at Meeting, from the website of KFintech, and scrutinized the voting/ballots and issued her report dated November 18, 2021, in terms whereof, the Scrutinizer has confirmed that all the businesses as set out vide agenda item nos. 1 to 8 in the EGM Notice dated October 25, 2021, are passed by the Members with requisite majority.

In this connection and as required under the SEBI (Listing Obligations & Disclosure Requirements) Regulations, 2015 and applicable provisions of the Companies Act, 2013, we also enclose the following:

- (a) Voting Results in the prescribed format; and
- (b) Scrutinizer Report dated November 18, 2021, on remote e-voting and e-voting at EGM.

We request you to kindly take the same on record.

Thanking you,

Yours truly,
For **Dhani Services Limited**

Lalit Sharma
Company Secretary

Encl: as above

CC:
Luxembourg Stock Exchange, Luxembourg



Dhani Services Limited (formerly Indiabulls Ventures Limited)
Regulation 44(3) of the SEBI (Listing Obligations and Disclosure Requirements) Regulations, 2015
Format for Voting Results

Date of Extraordinary General Meeting	17-Nov-21
Total number of Shareholders on Cut-off date - November 10, 2021	103999
No. of shareholders present in the meeting either in person or through proxy:	
Promoters and Promoter Group:	N.A.
Public:	N.A.
No. of Shareholders attended the meeting through Video Conferencing	
Promoters and Promoter Group:	5
Public:	57

Agenda item no. 1: To offer, issue and allot upto 19,132,653 fully paid-up equity shares of the Company to General Catalyst, on Preferential Basis.

Resolution required: (Ordinary/ Special)	Special
Whether promoter/ promoter group are interested in the agenda/resolution?	No

voting by members holding fully paid up Equity Shares of face value of Rs. 2 each (having 100% Voting Rights on each share held by them) (FPS)								
Category	Mode of Voting	No. of shares held (1)	No. of votes polled (2)	% of Votes Polled on outstanding shares (3)=[(2)/(1)]*100	No. of Votes – in favour (4)	No. of Votes – against (5)	% of Votes in favour on votes polled (6)=[(4)/(2)]*100	% of Votes against on votes polled (7)=[(5)/(2)]*100
Promoter and Promoter Group	E-Voting	147,519,732	0	0.000	0	0	0.000	0.000
	Insta Poll	147,519,732	122,676,166	83.159	122,676,166	0	100.000	0.000
	Postal Ballot	147,519,732	0	0.000	0	0	0.000	0.000
	Total	147,519,732	122,676,166	83.159	122,676,166	0	100.000	0.000
Public-Institutions	E-Voting	171,582,197	68,132,021	39.708	68,132,021	0	100.000	0.000
	Insta Poll	171,582,197	0	0.000	0	0	0.000	0.000
	Postal Ballot	171,582,197	0	0.000	0	0	0.000	0.000
	Total	171,582,197	68,132,021	39.708	68,132,021	0	100.000	0.000
Public- Non Institutions	E-Voting	208,012,963	26,025,509	12.511	26,022,793	2,716	99.990	0.010
	Insta Poll	208,012,963	9,664,805	4.646	9,664,805	0	100.000	0.000
	Postal Ballot	208,012,963	0	0.000	0	0	0.000	0.000
	Total	208,012,963	35,690,314	17.158	35,687,598	2,716	99.992	0.008
Total	527,114,892	226,498,501	42.969	226,495,785	2,716	99.999	0.001	

voting by members holding Partly paid up Equity Shares of face value of Rs. 2 each, with paid up value Rs.1.10 per share (having 55% Voting Rights on each share held by them) (PPS)

Category	Mode of Voting	No. of shares held (1)	No. of votes polled (2)	% of Votes Polled on outstanding shares (3)=[(2)/(1)]*100	No. of Votes – in favour (4)	No. of Votes – against (5)	% of Votes in favour on votes polled (6)=[(4)/(2)]*100	% of Votes against on votes polled (7)=[(5)/(2)]*100
Promoter and Promoter Group	E-Voting	35,788,434	0	0	0	0	0	0.000
	Insta Poll	35,788,434	26,379,507	73.710	26,379,507	0	100.000	0.000
	Postal Ballot	35,788,434	0	0	0	0	0.000	0.000
	Total	35,788,434	26,379,507	73.710	26,379,507	0	100.000	0.000
Public-Institutions	E-Voting	10,595,180	214,826	2.028	214,826	0	100.000	0.000
	Insta Poll	10,595,180	0	0.000	0	0	0.000	0.000
	Postal Ballot	10,595,180	0	0.000	0	0	0.000	0.000
	Total	10,595,180	214,826	2.028	214,826	0	100.000	0.000
Public- Non Institutions	E-Voting	36,449,404	2,798,564	7.678	2,798,343	221	99.992	0.008
	Insta Poll	36,449,404	2,025,140	5.556	2,025,140	0	100.000	0.000
	Postal Ballot	36,449,404	0	0.000	0	0	0.000	0.000
	Total	36,449,404	4,823,704	13.234	4,823,483	221	99.995	0.005
Total	82,833,018	31,418,037	37.929	31,417,816	221	99.999	0.001	

Combined voting by members -Based on the Voting Rights (FPS-100% ; PPS-55%) held by them

Category	Mode of Voting	Voting Rights Held (1)	Voting Rights Polled (2)	% of Voting Rights Polled on outstanding Voting Rights (3)=[(2)/(1)]*100	No. of Voting Rights - in favour (4)	No. of Voting Rights - against (5)	% of Voting Rights in favour on Voting Rights polled (6)=[(4)/(2)]*100	% of Voting Rights against on Voting Rights polled (7)=[(5)/(2)]*100
Promoter and Promoter Group	E-Voting	167,203,370.70	0	0.000	0	0	0	0
	Insta Poll	167,203,370.70	137,184,895	82.047	137,184,895	0	100.000	0.000
	Postal Ballot	167,203,370.70	0	0.000	0	0	0.000	0.000
	Total	167,203,370.70	137,184,895	82.047	137,184,895	0	100.000	0.000
Public-Institutions	E-Voting	177,409,546.00	68,250,175.30	38.470	68,250,175	0	100.000	0.000
	Insta Poll	177,409,546.00	0	0.000	0	0	0.000	0.000
	Postal Ballot	177,409,546.00	0	0.000	0	0	0.000	0.000
	Total	177,409,546.00	68,250,175.30	38.470	68,250,175	0	100.000	0.000
Public- Non Institutions	E-Voting	228,060,135.20	27,564,719.20	12.087	27,561,882	2,838	99.990	0.010
	Insta Poll	228,060,135.20	10,778,632.00	4.726	10,778,632	0	100.000	0.000
	Postal Ballot	228,060,135.20	0	0.000	0	0	0.000	0.000
	Total	228,060,135.20	38,343,351.20	16.813	38,340,514	2,838	99.993	0.007
Total	572,673,051.90	243,778,421	42.569	243,775,584	2,838	99.999	0.001	

Dhani Services Limited (formerly Indiabulls Ventures Limited)
Regulation 44(3) of the SEBI (Listing Obligations and Disclosure Requirements) Regulations, 2015

Format for Voting Results

Agenda item no. 2: To offer, issue and allot upto 7,653,061 fully paid-up equity shares of the Company to DH-S, on Preferential Basis.

Resolution required: (Ordinary/ Special)		Special							
Whether promoter/ promoter group are interested in the agenda/resolution?		No							
voting by members holding fully paid up Equity Shares of face value of Rs. 2 each (having 100% Voting Rights on each share held by them) (FPS)									
Category	Mode of Voting	No. of shares held (1)	No. of votes polled (2)	% of Votes Polled on outstanding shares (3)=[(2)/(1)]*100	No. of Votes – in favour (4)	No. of Votes – against (5)	% of Votes in favour on votes polled (6)=[(4)/(2)]*100	% of Votes against on votes polled (7)=[(5)/(2)]*100	
Promoter and Promoter Group	E-Voting	147,519,732	0	0.000	0	0	0.000	0.000	
	Insta Poll	147,519,732	122,676,166	83.159	122,676,166	0	100.000	0.000	
	Postal Ballot	147,519,732	0	0.000	0	0	0.000	0.000	
	Total	147,519,732	122,676,166	83.159	122,676,166	0	100.000	0.000	
Public-Institutions	E-Voting	171,582,197	68,132,021	39.708	68,132,021	0	100.000	0.000	
	Insta Poll	171,582,197	0	0.000	0	0	0.000	0.000	
	Postal Ballot	171,582,197	0	0.000	0	0	0.000	0.000	
	Total	171,582,197	68,132,021	39.708	68,132,021	0	100.000	0.000	
Public- Non Institutions	E-Voting	208,012,963	26,025,509	12.511	26,022,793	2,716	99.990	0.010	
	Insta Poll	208,012,963	9,664,805	4.646	9,664,805	0	100.000	0.000	
	Postal Ballot	208,012,963	0	0.000	0	0	0.000	0.000	
	Total	208,012,963	35,690,314	17.158	35,687,598	2,716	99.992	0.008	
Total	527,114,892	226,498,501	42.969	226,495,785	2,716	99.999	0.001		

voting by members holding Partly paid up Equity Shares of face value of Rs. 2 each, with paid up value Rs.1.10 per share (having 55% Voting Rights on each share held by them) (PPS)

Category	Mode of Voting	No. of shares held (1)	No. of votes polled (2)	% of Votes Polled on outstanding shares (3)=[(2)/(1)]*100	No. of Votes – in favour (4)	No. of Votes – against (5)	% of Votes in favour on votes polled (6)=[(4)/(2)]*100	% of Votes against on votes polled (7)=[(5)/(2)]*100	
Promoter and Promoter Group	E-Voting	35,788,434	0	0	0	0	0	0.000	
	Insta Poll	35,788,434	26,379,507	73.710	26,379,507	0	100.000	0.000	
	Postal Ballot	35,788,434	0	0	0	0	0.000	0.000	
	Total	35,788,434	26,379,507	73.710	26,379,507	0	100.000	0.000	
Public-Institutions	E-Voting	10,595,180	214,826	2.028	214,826	0	100.000	0.000	
	Insta Poll	10,595,180	0	0.000	0	0	0.000	0.000	
	Postal Ballot	10,595,180	0	0.000	0	0	0.000	0.000	
	Total	10,595,180	214,826	2.028	214,826	0	100.000	0.000	
Public- Non Institutions	E-Voting	36,449,404	2,798,564	7.678	2,798,343	221	99.992	0.008	
	Insta Poll	36,449,404	2,025,140	5.556	2,025,140	0	100.000	0.000	
	Postal Ballot	36,449,404	0	0.000	0	0	0.000	0.000	
	Total	36,449,404	4,823,704	13.234	4,823,483	221	99.995	0.005	
Total	82,833,018	31,418,037	37.929	31,417,816	221	99.999	0.001		

Combined voting by members -Based on the Voting Rights (FPS-100% ; PPS-55%) held by them

Category	Mode of Voting	Voting Rights Held (1)	Voting Rights Polled (2)	% of Voting Rights Polled on outstanding Voting Rights (3)=[(2)/(1)]*100	No. of Voting Rights - in favour (4)	No. of Voting Rights - against (5)	% of Voting Rights in favour on Voting Rights polled (6)=[(4)/(2)]*100	% of Voting Rights against on Voting Rights polled (7)=[(5)/(2)]*100	
Promoter and Promoter Group	E-Voting	167,203,370.70	0	0.000	0	0	0	0	
	Insta Poll	167,203,370.70	137,184,895	82.047	137,184,895	0	100.000	0.000	
	Postal Ballot	167,203,370.70	0	0.000	0	0	0.000	0.000	
	Total	167,203,370.70	137,184,895	82.047	137,184,895	0	100.000	0.000	
Public-Institutions	E-Voting	177,409,546.00	68,250,175.30	38.470	68,250,175	0	100.000	0.000	
	Insta Poll	177,409,546.00	0	0.000	0	0	0.000	0.000	
	Postal Ballot	177,409,546.00	0	0.000	0	0	0.000	0.000	
	Total	177,409,546.00	68,250,175.30	38.470	68,250,175	0	100.000	0.000	
Public- Non Institutions	E-Voting	228,060,135.20	27,564,719.20	12.087	27,561,882	2,838	99.990	0.010	
	Insta Poll	228,060,135.20	10,778,632.00	4.726	10,778,632	0	100.000	0.000	
	Postal Ballot	228,060,135.20	0	0.000	0	0	0.000	0.000	
	Total	228,060,135.20	38,343,351.20	16.813	38,340,514	2,838	99.993	0.007	
Total	572,673,051.90	243,778,421	42.569	243,775,584	2,838	99.999	0.001		

Dhani Services Limited (formerly Indiabulls Ventures Limited)
Regulation 44(3) of the SEBI (Listing Obligations and Disclosure Requirements) Regulations, 2015

Format for Voting Results

Agenda item no. 3: To offer, issue and allot upto 11,479,592 fully paid-up equity shares of the Company to TIMF, on Preferential Basis.

Resolution required: (Ordinary/ Special)		Special						
Whether promoter/ promoter group are interested in the agenda/resolution?		No						
voting by members holding fully paid up Equity Shares of face value of Rs. 2 each (having 100% Voting Rights on each share held by them) (FPS)								
Category	Mode of Voting	No. of shares held (1)	No. of votes polled (2)	% of Votes Polled on outstanding shares (3)=[(2)/(1)]*100	No. of Votes – in favour (4)	No. of Votes – against (5)	% of Votes in favour on votes polled (6)=[(4)/(2)]*100	% of Votes against on votes polled (7)=[(5)/(2)]*100
Promoter and Promoter Group	E-Voting	147,519,732	0	0.000	0	0	0.000	0.000
	Insta Poll	147,519,732	122,676,166	83.159	122,676,166	0	100.000	0.000
	Postal Ballot	147,519,732	0	0.000	0	0	0.000	0.000
	Total	147,519,732	122,676,166	83.159	122,676,166	0	100.000	0.000
Public-Institutions	E-Voting	171,582,197	68,132,021	39.708	68,132,021	0	100.000	0.000
	Insta Poll	171,582,197	0	0.000	0	0	0.000	0.000
	Postal Ballot	171,582,197	0	0.000	0	0	0.000	0.000
	Total	171,582,197	68,132,021	39.708	68,132,021	0	100.000	0.000
Public- Non Institutions	E-Voting	208,012,963	26,025,509	12.511	26,022,793	2,716	99.990	0.010
	Insta Poll	208,012,963	9,664,805	4.646	9,664,805	0	100.000	0.000
	Postal Ballot	208,012,963	0	0.000	0	0	0.000	0.000
	Total	208,012,963	35,690,314	17.158	35,687,598	2,716	99.992	0.008
Total	527,114,892	226,498,501	42.969	226,495,785	2,716	99.999	0.001	

voting by members holding Partly paid up Equity Shares of face value of Rs. 2 each, with paid up value Rs.1.10 per share (having 55% Voting Rights on each share held by them) (PPS)

Category	Mode of Voting	No. of shares held (1)	No. of votes polled (2)	% of Votes Polled on outstanding shares (3)=[(2)/(1)]*100	No. of Votes – in favour (4)	No. of Votes – against (5)	% of Votes in favour on votes polled (6)=[(4)/(2)]*100	% of Votes against on votes polled (7)=[(5)/(2)]*100
Promoter and Promoter Group	E-Voting	35,788,434	0	0	0	0	0	0.000
	Insta Poll	35,788,434	26,379,507	73.710	26,379,507	0	100.000	0.000
	Postal Ballot	35,788,434	0	0	0	0	0	0.000
	Total	35,788,434	26,379,507	73.710	26,379,507	0	100.000	0.000
Public-Institutions	E-Voting	10,595,180	214,826	2.028	214,826	0	100.000	0.000
	Insta Poll	10,595,180	0	0.000	0	0	0.000	0.000
	Postal Ballot	10,595,180	0	0.000	0	0	0.000	0.000
	Total	10,595,180	214,826	2.028	214,826	0	100.000	0.000
Public- Non Institutions	E-Voting	36,449,404	2,798,564	7.678	2,798,343	221	99.992	0.008
	Insta Poll	36,449,404	2,025,140	5.556	2,025,140	0	100.000	0.000
	Postal Ballot	36,449,404	0	0.000	0	0	0.000	0.000
	Total	36,449,404	4,823,704	13.234	4,823,483	221	99.995	0.005
Total	82,833,018	31,418,037	37.929	31,417,816	221	99.999	0.001	

Combined voting by members -Based on the Voting Rights (FPS-100% ; PPS-55%) held by them

Category	Mode of Voting	Voting Rights Held (1)	Voting Rights Polled (2)	% of Voting Rights Polled on outstanding Voting Rights (3)=[(2)/(1)]*100	No. of Voting Rights - in favour (4)	No. of Voting Rights - against (5)	% of Voting Rights in favour on Voting Rights polled (6)=[(4)/(2)]*100	% of Voting Rights against on Voting Rights polled (7)=[(5)/(2)]*100
Promoter and Promoter Group	E-Voting	167,203,370.70	0	0.000	0	0	0	0
	Insta Poll	167,203,370.70	137,184,895	82.047	137,184,895	0	100.000	0.000
	Postal Ballot	167,203,370.70	0	0.000	0	0	0.000	0.000
	Total	167,203,370.70	137,184,895	82.047	137,184,895	0	100.000	0.000
Public-Institutions	E-Voting	177,409,546.00	68,250,175.30	38.470	68,250,175	0	100.000	0.000
	Insta Poll	177,409,546.00	0	0.000	0	0	0.000	0.000
	Postal Ballot	177,409,546.00	0	0.000	0	0	0.000	0.000
	Total	177,409,546.00	68,250,175.30	38.470	68,250,175	0	100.000	0.000
Public- Non Institutions	E-Voting	228,060,135.20	27,564,719.20	12.087	27,561,882	2,838	99.990	0.010
	Insta Poll	228,060,135.20	10,778,632.00	4.726	10,778,632	0	100.000	0.000
	Postal Ballot	228,060,135.20	0	0.000	0	0	0.000	0.000
	Total	228,060,135.20	38,343,351.20	16.813	38,340,514	2,838	99.993	0.007
Total	572,673,051.90	243,778,421	42.569	243,775,584	2,838	99.999	0.001	

Dhani Services Limited (formerly Indiabulls Ventures Limited)
Regulation 44(3) of the SEBI (Listing Obligations and Disclosure Requirements) Regulations, 2015

Format for Voting Results

Agenda item no. 4: To offer, issue and allot upto 3,826,531 fully paid-up equity shares of the Company to FRV, on Preferential Basis.

Resolution required: (Ordinary/ Special)		Special						
Whether promoter/ promoter group are interested in the agenda/resolution?		No						
voting by members holding fully paid up Equity Shares of face value of Rs. 2 each (having 100% Voting Rights on each share held by them) (FPS)								
Category	Mode of Voting	No. of shares held (1)	No. of votes polled (2)	% of Votes Polled on outstanding shares (3)=[(2)/(1)]*100	No. of Votes – in favour (4)	No. of Votes – against (5)	% of Votes in favour on votes polled (6)=[(4)/(2)]*100	% of Votes against on votes polled (7)=[(5)/(2)]*100
Promoter and Promoter Group	E-Voting	147,519,732	0	0.000	0	0	0.000	0.000
	Insta Poll	147,519,732	122,676,166	83.159	122,676,166	0	100.000	0.000
	Postal Ballot	147,519,732	0	0.000	0	0	0.000	0.000
	Total	147,519,732	122,676,166	83.159	122,676,166	0	100.000	0.000
Public-Institutions	E-Voting	171,582,197	68,132,021	39.708	68,132,021	0	100.000	0.000
	Insta Poll	171,582,197	0	0.000	0	0	0.000	0.000
	Postal Ballot	171,582,197	0	0.000	0	0	0.000	0.000
	Total	171,582,197	68,132,021	39.708	68,132,021	0	100.000	0.000
Public- Non Institutions	E-Voting	208,012,963	26,025,499	12.511	26,022,783	2,716	99.990	0.010
	Insta Poll	208,012,963	9,664,805	4.646	9,664,805	0	100.000	0.000
	Postal Ballot	208,012,963	0	0.000	0	0	0.000	0.000
	Total	208,012,963	35,690,304	17.158	35,687,588	2,716	99.992	0.008
Total	527,114,892	226,498,491	42.969	226,495,775	2,716	99.999	0.001	

voting by members holding Partly paid up Equity Shares of face value of Rs. 2 each, with paid up value Rs.1.10 per share (having 55% Voting Rights on each share held by them) (PPS)

Category	Mode of Voting	No. of shares held (1)	No. of votes polled (2)	% of Votes Polled on outstanding shares (3)=[(2)/(1)]*100	No. of Votes – in favour (4)	No. of Votes – against (5)	% of Votes in favour on votes polled (6)=[(4)/(2)]*100	% of Votes against on votes polled (7)=[(5)/(2)]*100
Promoter and Promoter Group	E-Voting	35,788,434	0	0	0	0	0	0.000
	Insta Poll	35,788,434	26,379,507	73.710	26,379,507	0	100.000	0.000
	Postal Ballot	35,788,434	0	0	0	0	0.000	0.000
	Total	35,788,434	26,379,507	73.710	26,379,507	0	100.000	0.000
Public-Institutions	E-Voting	10,595,180	214,826	2.028	214,826	0	100.000	0.000
	Insta Poll	10,595,180	0	0.000	0	0	0.000	0.000
	Postal Ballot	10,595,180	0	0.000	0	0	0.000	0.000
	Total	10,595,180	214,826	2.028	214,826	0	100.000	0.000
Public- Non Institutions	E-Voting	36,449,404	2,798,564	7.678	2,798,343	221	99.992	0.008
	Insta Poll	36,449,404	2,025,140	5.556	2,025,140	0	100.000	0.000
	Postal Ballot	36,449,404	0	0.000	0	0	0.000	0.000
	Total	36,449,404	4,823,704	13.234	4,823,483	221	99.995	0.005
Total	82,833,018	31,418,037	37.929	31,417,816	221	99.999	0.001	

Combined voting by members -Based on the Voting Rights (FPS-100% ; PPS-55%) held by them

Category	Mode of Voting	Voting Rights Held (1)	Voting Rights Polled (2)	% of Voting Rights Polled on outstanding Voting Rights (3)=[(2)/(1)]*100	No. of Voting Rights - in favour (4)	No. of Voting Rights - against (5)	% of Voting Rights in favour on Voting Rights polled (6)=[(4)/(2)]*100	% of Voting Rights against on Voting Rights polled (7)=[(5)/(2)]*100
Promoter and Promoter Group	E-Voting	167,203,370.70	0	0.000	0	0	0	0
	Insta Poll	167,203,370.70	137,184,895	82.047	137,184,895	0	100.000	0.000
	Postal Ballot	167,203,370.70	0	0.000	0	0	0.000	0.000
	Total	167,203,370.70	137,184,895	82.047	137,184,895	0	100.000	0.000
Public-Institutions	E-Voting	177,409,546.00	68,250,175.30	38.470	68,250,175	0	100.000	0.000
	Insta Poll	177,409,546.00	0	0.000	0	0	0.000	0.000
	Postal Ballot	177,409,546.00	0	0.000	0	0	0.000	0.000
	Total	177,409,546.00	68,250,175.30	38.470	68,250,175	0	100.000	0.000
Public- Non Institutions	E-Voting	228,060,135.20	27,564,709.20	12.087	27,561,872	2,838	99.990	0.010
	Insta Poll	228,060,135.20	10,778,632.00	4.726	10,778,632	0	100.000	0.000
	Postal Ballot	228,060,135.20	0	0.000	0	0	0.000	0.000
	Total	228,060,135.20	38,343,341.20	16.813	38,340,504	2,838	99.993	0.007
Total	572,673,051.90	243,778,411	42.569	243,775,574	2,838	99.999	0.001	

Dhani Services Limited (formerly Indiabulls Ventures Limited)
Regulation 44(3) of the SEBI (Listing Obligations and Disclosure Requirements) Regulations, 2015

Format for Voting Results

Agenda item no. 5: To offer, issue and allot upto 19,132,653 fully paid-up equity shares of the Company to Zalkova Builders Pvt. Ltd., on Preferential Basis.

Resolution required: (Ordinary/ Special)	Special
Whether promoter/ promoter group are interested in the agenda/resolution?	Yes

voting by members holding fully paid up Equity Shares of face value of Rs. 2 each (having 100% Voting Rights on each share held by them) (FPS)

Category	Mode of Voting	No. of shares held (1)	No. of votes polled (2)	% of Votes Polled on outstanding shares (3)=[(2)/(1)]*100	No. of Votes – in favour (4)	No. of Votes – against (5)	% of Votes in favour on votes polled (6)=[(4)/(2)]*100	% of Votes against on votes polled (7)=[(5)/(2)]*100
Promoter and Promoter Group	E-Voting	147,519,732	0	0.000	0	0	0.000	0.000
	Insta Poll	147,519,732	0	0.000	0	0	0.000	0.000
	Postal Ballot	147,519,732	0	0.000	0	0	0.000	0.000
	Total	147,519,732	0	0.000	0	0	0.000	0.000
Public-Institutions	E-Voting	171,582,197	68,132,021	39.708	68,132,021	0	100.000	0.000
	Insta Poll	171,582,197	0	0.000	0	0	0.000	0.000
	Postal Ballot	171,582,197	0	0.000	0	0	0.000	0.000
	Total	171,582,197	68,132,021	39.708	68,132,021	0	100.000	0.000
Public- Non Institutions	E-Voting	208,012,963	25,336,713	12.180	25,333,997	2,716	99.989	0.011
	Insta Poll	208,012,963	535,396	0.257	535,396	0	100.000	0.000
	Postal Ballot	208,012,963	0	0.000	0	0	0.000	0.000
	Total	208,012,963	25,872,109	12.438	25,869,393	2,716	99.990	0.010
Total	527,114,892	94,004,130	17.834	94,001,414	2,716	99.997	0.003	

voting by members holding Partly paid up Equity Shares of face value of Rs. 2 each, with paid up value Rs.1.10 per share (having 55% Voting Rights on each share held by them) (PPS)

Category	Mode of Voting	No. of shares held (1)	No. of votes polled (2)	% of Votes Polled on outstanding shares (3)=[(2)/(1)]*100	No. of Votes – in favour (4)	No. of Votes – against (5)	% of Votes in favour on votes polled (6)=[(4)/(2)]*100	% of Votes against on votes polled (7)=[(5)/(2)]*100
Promoter and Promoter Group	E-Voting	35,788,434	0	0	0	0	0	0.000
	Insta Poll	35,788,434	0	0	0	0	0	0.000
	Postal Ballot	35,788,434	0	0	0	0	0	0.000
	Total	35,788,434	0	0.000	0	0	0	0.000
Public-Institutions	E-Voting	10,595,180	214,826	2.028	214,826	0	100.000	0.000
	Insta Poll	10,595,180	0	0.000	0	0	0.000	0.000
	Postal Ballot	10,595,180	0	0.000	0	0	0.000	0.000
	Total	10,595,180	214,826	2.028	214,826	0	100.000	0.000
Public- Non Institutions	E-Voting	36,449,404	2,721,682	7.467	2,721,461	221	99.992	0.008
	Insta Poll	36,449,404	43,453	0.119	43,453	0	100.000	0.000
	Postal Ballot	36,449,404	0	0.000	0	0	0.000	0.000
	Total	36,449,404	2,765,135	7.586	2,764,914	221	99.992	0.008
Total	82,833,018	2,979,961	3.598	2,979,740	221	99.993	0.007	

Combined voting by members -Based on the Voting Rights (FPS-100% ; PPS-55%) held by them

Category	Mode of Voting	Voting Rights Held (1)	Voting Rights Polled (2)	% of Voting Rights Polled on outstanding Voting Rights (3)=[(2)/(1)]*100	No. of Voting Rights - in favour (4)	No. of Voting Rights - against (5)	% of Voting Rights in favour on Voting Rights polled (6)=[(4)/(2)]*100	% of Voting Rights against on Voting Rights polled (7)=[(5)/(2)]*100
Promoter and Promoter Group	E-Voting	167,203,370.70	0	0.000	0	0	0.000	0.000
	Insta Poll	167,203,370.70	0	0.000	0	0	0.000	0.000
	Postal Ballot	167,203,370.70	0	0.000	0	0	0.000	0.000
	Total	167,203,370.70	0	0.000	0	0	0.000	0.000
Public-Institutions	E-Voting	177,409,546.00	68,250,175.30	38.470	68,250,175	0	100.000	0.000
	Insta Poll	177,409,546.00	0	0.000	0	0	0.000	0.000
	Postal Ballot	177,409,546.00	0	0.000	0	0	0.000	0.000
	Total	177,409,546.00	68,250,175.30	38.470	68,250,175	0	100.000	0.000
Public- Non Institutions	E-Voting	228,060,135.20	26,833,638.10	11.766	26,830,801	2,838	99.989	0.011
	Insta Poll	228,060,135.20	559,295.15	0.245	559,295	0	100.000	0.000
	Postal Ballot	228,060,135.20	0	0.000	0	0	0.000	0.000
	Total	228,060,135.20	27,392,933.25	12.011	27,390,096	2,838	99.990	0.010
Total	572,673,051.90	95,643,109	16.701	95,640,271	2,838	99.997	0.003	

Dhani Services Limited (formerly Indiabulls Ventures Limited)
Regulation 44(3) of the SEBI (Listing Obligations and Disclosure Requirements) Regulations, 2015

Format for Voting Results

Agenda item no. 6: Appointment of Mr. Anish Williams, Chief Product Officer, Dhani, (DIN: 03314110), as Whole-time Director and Key Managerial Personnel designated as Executive Director.

Resolution required: (Ordinary/ Special)	Special
Whether promoter/ promoter group are interested in the agenda/resolution?	No

voting by members holding fully paid up Equity Shares of face value of Rs. 2 each (having 100% Voting Rights on each share held by them) (FPS)

Category	Mode of Voting	No. of shares held (1)	No. of votes polled (2)	% of Votes Polled on outstanding shares (3)=[(2)/(1)]*100	No. of Votes – in favour (4)	No. of Votes – against (5)	% of Votes in favour on votes polled (6)=[(4)/(2)]*100	% of Votes against on votes polled (7)=[(5)/(2)]*100
Promoter and Promoter Group	E-Voting	147,519,732	0	0.000	0	0	0.000	0.000
	Insta Poll	147,519,732	122,676,166	83.159	122,676,166	0	100.000	0.000
	Postal Ballot	147,519,732	0	0.000	0	0	0.000	0.000
	Total	147,519,732	122,676,166	83.159	122,676,166	0	100.000	0.000
Public-Institutions	E-Voting	171,582,197	85,971,349	50.105	61,592,289	24,379,060	71.643	28.357
	Insta Poll	171,582,197	0	0.000	0	0	0.000	0.000
	Postal Ballot	171,582,197	0	0.000	0	0	0.000	0.000
	Total	171,582,197	85,971,349	50.105	61,592,289	24,379,060	71.643	28.357
Public- Non Institutions	E-Voting	208,012,963	75,973,762	36.524	75,971,231	2,531	99.997	0.003
	Insta Poll	208,012,963	9,664,805	4.646	9,664,805	0	100.000	0.000
	Postal Ballot	208,012,963	0	0.000	0	0	0.000	0.000
	Total	208,012,963	85,638,567	41.170	85,636,036	2,531	99.997	0.003
Total	527,114,892	294,286,082	55.830	269,904,491	24,381,591	91.715	8.285	

voting by members holding Partly paid up Equity Shares of face value of Rs. 2 each, with paid up value Rs.1.10 per share (having 55% Voting Rights on each share held by them) (PPS)

Category	Mode of Voting	No. of shares held (1)	No. of votes polled (2)	% of Votes Polled on outstanding shares (3)=[(2)/(1)]*100	No. of Votes – in favour (4)	No. of Votes – against (5)	% of Votes in favour on votes polled (6)=[(4)/(2)]*100	% of Votes against on votes polled (7)=[(5)/(2)]*100
Promoter and Promoter Group	E-Voting	35,788,434	0	0	0	0	0	0.000
	Insta Poll	35,788,434	26,379,507	73.710	26,379,507	0	100.000	0.000
	Postal Ballot	35,788,434	0	0	0	0	0.000	0.000
	Total	35,788,434	26,379,507	73.710	26,379,507	0	100.000	0.000
Public-Institutions	E-Voting	10,595,180	7,502,122	70.807	7,287,296	214,826	97.136	2.864
	Insta Poll	10,595,180	0	0.000	0	0	0.000	0.000
	Postal Ballot	10,595,180	0	0.000	0	0	0.000	0.000
	Total	10,595,180	7,502,122	70.807	7,287,296	214,826	97.136	2.864
Public- Non Institutions	E-Voting	36,449,404	13,901,852	38.140	13,901,631	221	99.998	0.002
	Insta Poll	36,449,404	2,025,140	5.556	2,025,140	0	100.000	0.000
	Postal Ballot	36,449,404	0	0.000	0	0	0.000	0.000
	Total	36,449,404	15,926,992	43.696	15,926,771	221	99.999	0.001
Total	82,833,018	49,808,621	60.131	49,593,574	215,047	99.568	0.432	

Combined voting by members -Based on the Voting Rights (FPS-100% , PPS-55%) held by them

Category	Mode of Voting	Voting Rights Held (1)	Voting Rights Polled (2)	% of Voting Rights Polled on outstanding Voting Rights (3)=[(2)/(1)]*100	No. of Voting Rights - in favour (4)	No. of Voting Rights - against (5)	% of Voting Rights in favour on Voting Rights polled (6)=[(4)/(2)]*100	% of Voting Rights against on Voting Rights polled (7)=[(5)/(2)]*100
Promoter and Promoter Group	E-Voting	167,203,370.70	0	0.000	0	0	0	0
	Insta Poll	167,203,370.70	137,184,895	82.047	137,184,895	0	100.000	0.000
	Postal Ballot	167,203,370.70	0	0.000	0	0	0.000	0.000
	Total	167,203,370.70	137,184,895	82.047	137,184,895	0	100.000	0.000
Public-Institutions	E-Voting	177,409,546.00	90,097,516.10	50.785	65,600,302	24,497,214	72.810	27.190
	Insta Poll	177,409,546.00	0	0.000	0	0	0.000	0.000
	Postal Ballot	177,409,546.00	0	0.000	0	0	0.000	0.000
	Total	177,409,546.00	90,097,516.10	50.785	65,600,302	24,497,214	72.810	27.190
Public- Non Institutions	E-Voting	228,060,135.20	83,619,780.60	36.666	83,617,128	2,653	99.997	0.003
	Insta Poll	228,060,135.20	10,778,632.00	4.726	10,778,632	0	100.000	0.000
	Postal Ballot	228,060,135.20	0	0.000	0	0	0.000	0.000
	Total	228,060,135.20	94,398,412.60	41.392	94,395,760	2,653	99.997	0.003
Total	572,673,051.90	321,680,824	56.172	297,180,957	24,499,867	92.384	7.616	

Dhani Services Limited (formerly Indiabulls Ventures Limited)
Regulation 44(3) of the SEBI (Listing Obligations and Disclosure Requirements) Regulations, 2015

Format for Voting Results

Agenda item no. 7: Appointment of Prof. Mohanbir Singh Sawhney, Associate Dean for Digital Innovation and McCormick Foundation Professor at Northwestern's Kellogg School of Management, (DIN: 07136864) as an Independent Director.

Resolution required: (Ordinary/ Special)	Ordinary
Whether promoter/ promoter group are interested in the agenda/resolution?	No

voting by members holding fully paid up Equity Shares of face value of Rs. 2 each (having 100% Voting Rights on each share held by them) (FPS)

Category	Mode of Voting	No. of shares held (1)	No. of votes polled (2)	% of Votes Polled on outstanding shares (3)=[(2)/(1)]*100	No. of Votes – in favour (4)	No. of Votes – against (5)	% of Votes in favour on votes polled (6)=[(4)/(2)]*100	% of Votes against on votes polled (7)=[(5)/(2)]*100
Promoter and Promoter Group	E-Voting	147,519,732	0	0.000	0	0	0.000	0.000
	Insta Poll	147,519,732	122,676,166	83.159	122,676,166	0	100.000	0.000
	Postal Ballot	147,519,732	0	0.000	0	0	0.000	0.000
	Total	147,519,732	122,676,166	83.159	122,676,166	0	100.000	0.000
Public-Institutions	E-Voting	171,582,197	101,345,681	59.065	101,246,924	98,757	99.903	0.097
	Insta Poll	171,582,197	0	0.000	0	0	0.000	0.000
	Postal Ballot	171,582,197	0	0.000	0	0	0.000	0.000
	Total	171,582,197	101,345,681	59.065	101,246,924	98,757	99.903	0.097
Public- Non Institutions	E-Voting	208,012,963	75,973,762	36.524	75,971,231	2,531	99.997	0.003
	Insta Poll	208,012,963	9,664,805	4.646	9,664,805	0	100.000	0.000
	Postal Ballot	208,012,963	0	0.000	0	0	0.000	0.000
	Total	208,012,963	85,638,567	41.170	85,636,036	2,531	99.997	0.003
Total	527,114,892	309,660,414	58.746	309,559,126	101,288	99.967	0.033	

voting by members holding Partly paid up Equity Shares of face value of Rs. 2 each, with paid up value Rs.1.10 per share (having 55% Voting Rights on each share held by them) (PPS)

Category	Mode of Voting	No. of shares held (1)	No. of votes polled (2)	% of Votes Polled on outstanding shares (3)=[(2)/(1)]*100	No. of Votes – in favour (4)	No. of Votes – against (5)	% of Votes in favour on votes polled (6)=[(4)/(2)]*100	% of Votes against on votes polled (7)=[(5)/(2)]*100
Promoter and Promoter Group	E-Voting	35,788,434	0	0	0	0	0	0.000
	Insta Poll	35,788,434	26,379,507	73.710	26,379,507	0	100.000	0.000
	Postal Ballot	35,788,434	0	0	0	0	0.000	0.000
	Total	35,788,434	26,379,507	73.710	26,379,507	0	100.000	0.000
Public-Institutions	E-Voting	10,595,180	7,502,122	70.807	7,502,122	0	100.000	0.000
	Insta Poll	10,595,180	0	0.000	0	0	0.000	0.000
	Postal Ballot	10,595,180	0	0.000	0	0	0.000	0.000
	Total	10,595,180	7,502,122	70.807	7,502,122	0	100.000	0.000
Public- Non Institutions	E-Voting	36,449,404	13,901,852	38.140	13,901,631	221	99.998	0.002
	Insta Poll	36,449,404	2,025,140	5.556	2,025,140	0	100.000	0.000
	Postal Ballot	36,449,404	0	0.000	0	0	0.000	0.000
	Total	36,449,404	15,926,992	43.696	15,926,771	221	99.999	0.001
Total	82,833,018	49,808,621	60.131	49,808,400	221	100.000	0.000	

Combined voting by members -Based on the Voting Rights (FPS-100% ; PPS-55%) held by them

Category	Mode of Voting	Voting Rights Held (1)	Voting Rights Polled (2)	% of Voting Rights Polled on outstanding Voting Rights (3)=[(2)/(1)]*100	No. of Voting Rights - in favour (4)	No. of Voting Rights - against (5)	% of Voting Rights in favour on Voting Rights polled (6)=[(4)/(2)]*100	% of Voting Rights against on Voting Rights polled (7)=[(5)/(2)]*100
Promoter and Promoter Group	E-Voting	167,203,370.70	0	0.000	0	0	0	0
	Insta Poll	167,203,370.70	137,184,895	82.047	137,184,895	0	100.000	0.000
	Postal Ballot	167,203,370.70	0	0.000	0	0	0.000	0.000
	Total	167,203,370.70	137,184,895	82.047	137,184,895	0	100.000	0.000
Public-Institutions	E-Voting	177,409,546.00	105,471,848.10	59.451	105,373,091	98,757	99.906	0.094
	Insta Poll	177,409,546.00	0	0.000	0	0	0.000	0.000
	Postal Ballot	177,409,546.00	0	0.000	0	0	0.000	0.000
	Total	177,409,546.00	105,471,848.10	59.451	105,373,091	98,757	99.906	0.094
Public- Non Institutions	E-Voting	228,060,135.20	83,619,780.60	36.666	83,617,128	2,653	99.997	0.003
	Insta Poll	228,060,135.20	10,778,632.00	4.726	10,778,632	0	100.000	0.000
	Postal Ballot	228,060,135.20	0	0.000	0	0	0.000	0.000
	Total	228,060,135.20	94,398,412.60	41.392	94,395,760	2,653	99.997	0.003
Total	572,673,051.90	337,055,156	58.856	336,953,746	101,410	99.970	0.030	

Dhani Services Limited (formerly Indiabulls Ventures Limited)
Regulation 44(3) of the SEBI (Listing Obligations and Disclosure Requirements) Regulations, 2015
Format for Voting Results

Agenda item no. 8: Appointment of Mr. Sandeep Kadam, Head of Technology, Dhani, (DIN: 09343578) as Non-Executive Director of the Company.

Resolution required: (Ordinary/ Special)		Ordinary						
Whether promoter/ promoter group are interested in the agenda/resolution?		No						
voting by members holding fully paid up Equity Shares of face value of Rs. 2 each (having 100% Voting Rights on each share held by them) (FPS)								
Category	Mode of Voting	No. of shares held (1)	No. of votes polled (2)	% of Votes Polled on outstanding shares (3)=[(2)/(1)]*100	No. of Votes – in favour (4)	No. of Votes – against (5)	% of Votes in favour on votes polled (6)=[(4)/(2)]*100	% of Votes against on votes polled (7)=[(5)/(2)]*100
Promoter and Promoter Group	E-Voting	147,519,732	0	0.000	0	0	0.000	0.000
	Insta Poll	147,519,732	122,676,166	83.159	122,676,166	0	100.000	0.000
	Postal Ballot	147,519,732	0	0.000	0	0	0.000	0.000
	Total	147,519,732	122,676,166	83.159	122,676,166	0	100.000	0.000
Public-Institutions	E-Voting	171,582,197	101,345,681	59.065	101,246,924	98,757	99.903	0.097
	Insta Poll	171,582,197	0	0.000	0	0	0.000	0.000
	Postal Ballot	171,582,197	0	0.000	0	0	0.000	0.000
	Total	171,582,197	101,345,681	59.065	101,246,924	98,757	99.903	0.097
Public- Non Institutions	E-Voting	208,012,963	75,973,762	36.524	75,971,231	2,531	99.997	0.003
	Insta Poll	208,012,963	9,664,805	4.646	9,664,805	0	100.000	0.000
	Postal Ballot	208,012,963	0	0.000	0	0	0.000	0.000
	Total	208,012,963	85,638,567	41.170	85,636,036	2,531	99.997	0.003
Total	527,114,892	309,660,414	58.746	309,559,126	101,288	99.967	0.033	


voting by members holding Partly paid up Equity Shares of face value of Rs. 2 each, with paid up value Rs.1.10 per share (having 55% Voting Rights on each share held by them) (PPS)

Category	Mode of Voting	No. of shares held (1)	No. of votes polled (2)	% of Votes Polled on outstanding shares (3)=[(2)/(1)]*100	No. of Votes – in favour (4)	No. of Votes – against (5)	% of Votes in favour on votes polled (6)=[(4)/(2)]*100	% of Votes against on votes polled (7)=[(5)/(2)]*100
Promoter and Promoter Group	E-Voting	35,788,434	0	0	0	0	0	0.000
	Insta Poll	35,788,434	26,379,507	73.710	26,379,507	0	100.000	0.000
	Postal Ballot	35,788,434	0	0	0	0	0.000	0.000
	Total	35,788,434	26,379,507	73.710	26,379,507	0	100.000	0.000
Public-Institutions	E-Voting	10,595,180	7,502,122	70.807	7,502,122	0	100.000	0.000
	Insta Poll	10,595,180	0	0.000	0	0	0.000	0.000
	Postal Ballot	10,595,180	0	0.000	0	0	0.000	0.000
	Total	10,595,180	7,502,122	70.807	7,502,122	0	100.000	0.000
Public- Non Institutions	E-Voting	36,449,404	13,901,852	38.140	13,901,631	221	99.998	0.002
	Insta Poll	36,449,404	2,025,140	5.556	2,025,140	0	100.000	0.000
	Postal Ballot	36,449,404	0	0.000	0	0	0.000	0.000
	Total	36,449,404	15,926,992	43.696	15,926,771	221	99.999	0.001
Total	82,833,018	49,808,621	60.131	49,808,400	221	100.000	0.000	

Combined voting by members -Based on the Voting Rights (FPS-100% ; PPS-55%) held by them

Category	Mode of Voting	Voting Rights Held (1)	Voting Rights Polled (2)	% of Voting Rights Polled on outstanding Voting Rights (3)=[(2)/(1)]*100	No. of Voting Rights - in favour (4)	No. of Voting Rights - against (5)	% of Voting Rights in favour on Voting Rights polled (6)=[(4)/(2)]*100	% of Voting Rights against on Voting Rights polled (7)=[(5)/(2)]*100
Promoter and Promoter Group	E-Voting	167,203,370.70	0	0.000	0	0	0	0
	Insta Poll	167,203,370.70	137,184,895	82.047	137,184,895	0	100.000	0.000
	Postal Ballot	167,203,370.70	0	0.000	0	0	0.000	0.000
	Total	167,203,370.70	137,184,895	82.047	137,184,895	0	100.000	0.000
Public-Institutions	E-Voting	177,409,546.00	105,471,848.10	59.451	105,373,091	98,757	99.906	0.094
	Insta Poll	177,409,546.00	0	0.000	0	0	0.000	0.000
	Postal Ballot	177,409,546.00	0	0.000	0	0	0.000	0.000
	Total	177,409,546.00	105,471,848.10	59.451	105,373,091	98,757	99.906	0.094
Public- Non Institutions	E-Voting	228,060,135.20	83,619,780.60	36.666	83,617,128	2,653	99.997	0.003
	Insta Poll	228,060,135.20	10,778,632.00	4.726	10,778,632	0	100.000	0.000
	Postal Ballot	228,060,135.20	0	0.000	0	0	0.000	0.000
	Total	228,060,135.20	94,398,412.60	41.392	94,395,760	2,653	99.997	0.003
Total	572,673,051.90	337,055,156	58.856	336,953,746	101,410	99.970	0.030	

for Dhani Services Limited



Lalit Sharma
 Company Secretary
 Date: November 18, 2021



Scrutinizer's Report

[Pursuant to Section 108 of the Companies Act, 2013 and rule 20 (4) (xii) of the Companies (Management and Administration) Rules, 2014]

To,

The Chairman

Extraordinary General Meeting of the Equity Shareholders of Dhani Services Limited (formerly Indiabulls Ventures Limited) held on November 17, 2021 at 11.00 A.M. through Video Conferencing (VC) / Other Audio Visual Means (OAVM)

Dear Sir,


I, Swati Jain of M/s Swati Jain & Associates, Practicing Chartered Accountants, Gurugram, having our office at D-905, Park View Ananda, Bestech, Sector-81, Gurugram- 122 004, Haryana, was appointed as the scrutinizer of **Dhani Services Limited (formerly Indiabulls Ventures Limited)** ("the Company") for the purpose of scrutinizing the e-voting (both remote e-voting and Insta Poll) process in a fair and transparent manner and ascertaining the requisite majority on e-voting, carried out as per the provisions of Companies Act, 2013 and Rule 20 of the Companies (Management and Administration) Rules, 2014, as amended, on the resolutions, as set out in the Notice dated October 25, 2021 convening the Extraordinary General Meeting ("EGM") of the Equity Shareholders of the Company on November 17, 2021 at 11:00 A.M., through Video Conferencing ("VC") / Other Audio Visual Means ("OAVM") and deemed to be conducted at the Registered office of the Company at M-62 & 63, First Floor, Connaught Place, New Delhi - 110 001. I submit my Report on consolidated e-voting as under:


In terms of General Circular No. 14/2020 dated April 8, 2020, General Circular No 17/2020 dated April 13, 2020, General Circular No 22/2020 dated June 15, 2020, General Circular No 33/2020 dated September 28, 2020, General Circular No 39/2020 dated December 31, 2020 read with General Circular No 10/2021 dated June 23, 2021 (collectively referred to as "MCA Circulars") Securities and Exchange Board of India ("SEBI") vide its circular no. SEBI/HO/CFD/ CMD1/ CIR/P/2020/79 dated May 12, 2020 in relation to "Additional relaxation in relation to compliance with certain provisions of SEBI (Listing Obligations and Disclosure Requirements) Regulations 2015 – COVID-19 pandemic" and circular no. SEBI/HO/CFD/CMD2/CIR/P/2021/11 dated January 15, 2021 in relation to "Relaxation from compliance with certain provisions of the SEBI (Listing Obligations and Disclosure Requirements) Regulations, 2015 due to the COVID-19 pandemic" (collectively referred to as "SEBI Circulars") the Company had sent the EGM Notice through electronic mode to those members whose email addresses were registered with the Company/Depositories. Accordingly, the communication of assent and dissent of members on the Resolutions mentioned in the EGM Notice dated October 25, 2021 ("EGM Notice"), took place, only through the remote e-voting system and e-voting system during the EGM (Insta Poll).

1. The e-voting facility both for e-voting prior to EGM (remote e-voting) and e-voting at the EGM (Insta Poll) was provided by KFin Technologies Private Limited (Kfintech).
2. The e-voting remained open from Sunday, November 14, 2021 at 10:00 A.M. to Tuesday, November 16, 2021 upto 5:00 P.M.

E-mail: jain.swati52@yahoo.com, ca.swatijain07@gmail.com

Address: D-905, Park View Ananda, Bestech, Sector-81, Gurugram- 122 004, Haryana





- The members holding shares as on the "cut off" date i.e. November 10, 2021, were entitled to vote on the proposed resolutions (Item nos. 1 to 8) as set out in the EGM Notice.
- The voting through remote e-voting was blocked on Tuesday, November 16, 2021 immediately after completion of voting hours.
- The facility for e-voting (Insta Poll) was provided at the Extraordinary General Meeting on Wednesday, November 17, 2021 to those members who attended the meeting but had not voted through remote e-voting facility, and such e-voting was blocked after half an hour of its commencement.
- Thereafter the details containing, inter-alia, list of equity shareholders, who voted "For" and "Against", were downloaded from the e-voting website of KFin Technologies Private Limited i.e. <https://evoting.karvy.com> containing information for both i.e. remote e-voting and votes by e-voting during the EGM (Insta Poll).
- The combined result of remote e-voting and votes by e-voting during the EGM (Insta Poll), is as under:


Item No.1 – As a Special Resolution: To offer, issue and allot upto 19,132,653 fully paid-up equity shares of the Company to General Catalyst, on Preferential Basis.

(i) Voted in favour of resolution:

Voting Rights	Number of members voted through remote e-voting	Number of members voted through Insta Poll (e-voting at EGM)	Number of votes casted in favour of resolution	%age of the total number of valid votes casted
100% voting rights- Fully paid up shares	187	60	22,64,95,785	99.99
55% voting rights- Partly paid up shares with paid up value of Rs.1.10 per share			3,14,17,816	99.99

(ii) Voted against the resolution:

Voting Rights	Number of members voted through remote e-voting	Number of members voted through Insta Poll (e-voting at EGM)	Number of votes casted against of resolution	%age of the total number of valid votes casted
100% voting rights- Fully paid up shares	8	0	2,716	0.01





Swati Jain & Associates

Chartered Accountant

CA Swati Jain

Tel. No: 9810774059

GSTIN: 06AGRPJ1947N1ZS

55% voting rights- Partly paid up shares with paid up value of Rs.1.10 per share			221	0.01
--	--	--	-----	------

(iii) Invalid votes*:

Voting Rights	Total numbers of members whose votes were declared invalid	Total number of votes casted by them
100% voting rights- Fully paid up shares	3	8,31,62,423
55% voting rights- Partly paid up shares with paid up value of Rs.1.10 per share		1,83,90,584

*includes abstain votes.

Item No.2 – As a Special Resolution: To offer, issue and allot upto 7,653,061 fully paid-up equity shares of the Company to DH-S, on Preferential Basis.

(i) Voted in favour of resolution:

Voting Rights	Number of members voted through remote e-voting	Number of members voted through Insta Poll (e-voting at EGM)	Number of votes casted in favour of resolution	%age of the total number of valid votes casted
100% voting rights- Fully paid up shares	187	60	22,64,95,785	99.99
55% voting rights- Partly paid up shares with paid up value of Rs.1.10 per share			3,14,17,816	99.99

(ii) Voted against the resolution:

Voting Rights	Number of members voted through remote e-voting	Number of members voted through Insta Poll (e-voting at EGM)	Number of votes casted against resolution	%age of the total number of valid votes casted
100% voting rights- Fully paid up shares	8	0	2,716	0.01
55% voting rights- Partly paid up shares with paid up value of Rs.1.10 per share			221	0.01

E-mail: jain.swati52@yahoo.com, ca.swatijain07@gmail.com
Address: D-905, Park View Ananda, Bestech, Sector-81, Gurugram- 122 004, Haryana





Swati Jain & Associates

Chartered Accountant

CA Swati Jain

Tel. No: 9810774059

GSTIN: 06AGRPJ1947N1ZS

(iii) Invalid votes*:

Voting Rights	Total numbers of members whose votes were declared invalid	Total number of votes casted by them
100% voting rights- Fully paid up shares	3	8,31,62,423
55% voting rights- Partly paid up shares with paid up value of Rs.1.10 per share		1,83,90,584

*includes abstain votes.


Item No.3 – As a Special Resolution: To offer, issue and allot upto 11,479,592 fully paid-up equity shares of the Company to TIMF, on Preferential Basis.

(i) Voted in favour of resolution:

Voting Rights	Number of members voted through remote e-voting	Number of members voted through Insta Poll (e-voting at EGM)	Number of votes casted in favour of resolution	%age of the total number of valid votes casted
100% voting rights- Fully paid up shares	187	60	22,64,95,785	99.99
55% voting rights- Partly paid up shares with paid up value of Rs.1.10 per share			3,14,17,816	99.99


(ii) Voted against the resolution:

Voting Rights	Number of members voted through remote e-voting	Number of members voted through Insta Poll (e-voting at EGM)	Number of votes casted against resolution	%age of the total number of valid votes casted
100% voting rights- Fully paid up shares	8	0	2,716	0.01
55% voting rights- Partly paid up shares with paid up value of Rs.1.10 per share			221	0.01



E-mail: jain.swati52@yahoo.com, ca.swatijain07@gmail.com

Address: D-905, Park View Ananda, Bestech, Sector-81, Gurugram- 122 004, Haryana



(iii) Invalid votes*:

Voting Rights	Total numbers of members whose votes were declared invalid	Total number of votes casted by them
100% voting rights- Fully paid up shares	3	8,31,62,423
55% voting rights- Partly paid up shares with paid up value of Rs.1.10 per share		1,83,90,584

*includes abstain votes.

Item No.4 – As a Special Resolution:To offer, issue and allot upto 3,826,531 fully paid-up equity shares of the Company to FRV, on Preferential Basis.

(i) Voted in favour of resolution:

Voting Rights	Number of members voted through remote e-voting	Number of members voted through Insta Poll (e-voting at EGM)	Number of votes casted in favour of resolution	%age of the total number of valid votes casted
100% voting rights- Fully paid up shares	186	60	22,64,95,775	99.99
55% voting rights- Partly paid up shares with paid up value of Rs.1.10 per share			3,14,17,816	99.99

(ii) Voted against the resolution:

Voting Rights	Number of members voted through remote e-voting	Number of members voted through Insta Poll (e-voting at EGM)	Number of votes casted against of resolution	%age of the total number of valid votes casted
100% voting rights- Fully paid up shares	8	0	2,716	0.01
55% voting rights- Partly paid up shares with paid up value of Rs.1.10 per share			221	0.01





Swati Jain & Associates

Chartered Accountant

CA Swati Jain

Tel. No: 9810774059

GSTIN: 06AGRPJ1947N1ZS

(iii) Invalid votes*:

Voting Rights	Total numbers of members whose votes were declared invalid	Total number of votes casted by them
100% voting rights- Fully paid up shares	4	8,31,62,433
55% voting rights- Partly paid up shares with paid up value of Rs.1.10 per share		1,83,90,584

*includes abstain votes.


Item No.5 – As a Special Resolution: To offer, issue and allot upto 19,132,653 fully paid-up equity shares of the Company to Zelvova Builders Pvt. Ltd., on Preferential Basis.

(i) Voted in favour of resolution:

Voting Rights	Number of members voted through remote e-voting	Number of members voted through Insta Poll (e-voting at EGM)	Number of votes casted in favour of resolution	%age of the total number of valid votes casted
100% voting rights- Fully paid up shares	183	44	9,40,01,414	99.99
55% voting rights- Partly paid up shares with paid up value of Rs.1.10 per share			29,79,740	99.99

(ii) Voted against the resolution:

Voting Rights	Number of members voted through remote e-voting	Number of members voted through Insta Poll (e-voting at EGM)	Number of votes casted against of resolution	%age of the total number of valid votes casted
100% voting rights- Fully paid up shares	8	0	2,716	0.01
55% voting rights- Partly paid up shares with paid up value of Rs.1.10 per share			221	0.01



E-mail: jain.swati52@yahoo.com, ca.swatijain07@gmail.com

Address: D-905, Park View Ananda, Bestech, Sector-81, Gurugram- 122 004, Haryana



(iii) Invalid votes*:

Voting Rights	Total numbers of members whose votes were declared invalid	Total number of votes casted by them
100% voting rights- Fully paid up shares	18	21,56,56,794
55% voting rights- Partly paid up shares with paid up value of Rs.1.10 per share		4,68,28,660

*includes abstain votes.

Item No.6 – As a Special Resolution: Appointment of Mr. Anish Williams, Chief Product Officer, Dhani, (DIN: 03314110), as Whole-time Director and Key Managerial Personnel designated as Executive Director.

(i) Voted in favour of resolution:

Voting Rights	Number of members voted through remote e-voting	Number of members voted through Insta Poll (e-voting at EGM)	Number of votes casted in favour of resolution	%age of the total number of valid votes casted
100% voting rights- Fully paid up shares	128	60	26,99,04,491	92.38
55% voting rights- Partly paid up shares with paid up value of Rs.1.10 per share			4,95,93,574	92.38

(ii) Voted against the resolution:

Voting Rights	Number of members voted through remote e-voting	Number of members voted through Insta Poll (e-voting at EGM)	Number of votes casted against of resolution	%age of the total number of valid votes casted
100% voting rights- Fully paid up shares	69	0	2,43,81,591	7.62
55% voting rights- Partly paid up shares with paid up value of Rs.1.10 per share			2,15,047	7.62





(iii) Invalid votes*:

Voting Rights	Total numbers of members whose votes were declared invalid	Total number of votes casted by them
100% voting rights- Fully paid up shares	3	1,53,74,842
55% voting rights- Partly paid up shares with paid up value of Rs.1.10 per share		0

*includes abstain votes.

Item No.7 – As an Ordinary Resolution: Appointment of Prof. Mohanbir Singh Sawhney, Associate Dean for Digital Innovation and McCormick Foundation Professor at Northwestern’s Kellogg School of Management, (DIN: 07136864) as an Independent Director.

(i) Voted in favour of resolution:

Voting Rights	Number of members voted through remote e-voting	Number of members voted through Insta Poll (e-voting at EGM)	Number of votes casted in favour of resolution	%age of the total number of valid votes casted
100% voting rights- Fully paid up shares	192	60	30,95,59,126	99.97
55% voting rights- Partly paid up shares with paid up value of Rs.1.10 per share			4,98,08,400	99.97

(ii) Voted against the resolution:

Voting Rights	Number of members voted through remote e-voting	Number of members voted through Insta Poll (e-voting at EGM)	Number of votes casted against of resolution	%age of the total number of valid votes casted
100% voting rights- Fully paid up shares	7	0	1,01,288	0.03
55% voting rights- Partly paid up shares with paid up value of Rs.1.10 per share			221	0.03





(iii) Invalid votes*:

Voting Rights	Total numbers of members whose votes were declared invalid	Total number of votes casted by them
100% voting rights- Fully paid up shares	1	510
55% voting rights- Partly paid up shares with paid up value of Rs.1.10 per share		0

*includes abstain votes.

Item No.8 – As an Ordinary Resolution: Appointment of Mr. Sandeep Kadam, Head of Technology, Dhani, (DIN: 09343578) as Non-Executive Director of the Company.

(i) Voted in favour of resolution:

Voting Rights	Number of members voted through remote e-voting	Number of members voted through Insta Poll (e-voting at EGM)	Number of votes casted in favour of resolution	%age of the total number of valid votes casted
100% voting rights- Fully paid up shares	192	60	30,95,59,126	99.97
55% voting rights- Partly paid up shares with paid up value of Rs.1.10 per share			4,98,08,400	99.97

(ii) Voted against the resolution:

Voting Rights	Number of members voted through remote e-voting	Number of members voted through Insta Poll (e-voting at EGM)	Number of votes casted against resolution	%age of the total number of valid votes casted
100% voting rights- Fully paid up shares	7	0	1,01,288	0.03
55% voting rights- Partly paid up shares with paid up value of Rs.1.10 per share			221	0.03





Swati Jain & Associates

Chartered Accountant

CA Swati Jain

Tel. No: 9810774059

GSTIN: 06AGRPJ1947N1ZS

(iii) Invalid votes*:

Voting Rights	Total numbers of members whose votes were declared invalid	Total number of votes casted by them
100% voting rights- Fully paid up shares	1	510
55% voting rights- Partly paid up shares with paid up value of Rs.1.10 per share		0

*includes abstain votes.


The Report of E-Voting in the format prescribed under Regulation 44 of SEBI (Listing Obligations and Disclosure Requirements) Regulations, 2015 is enclosed as Annexure – A.

The register, all other papers and relevant records relating to electronic voting shall remain in my safe custody until the Chairman considers, approves and signs the minutes of the aforesaid Extraordinary General Meeting and thereafter the same would be handed over to the Chairman or the Company Secretary for safe keeping.


Thanking you,

Yours sincerely,

For M/s Swati Jain & Associates
Chartered Accountants


Swati Jain
Partner

M. No. : ACA 526173
FRN : 017147C




Date: November 18, 2021

Place: Gurugram

UDIN: 21526173AAAAAW5184

Encl: as above



Countersigned By: Lalit Sharma
Company Secretary & Authorised Signatory
(On behalf of Chairman)
November 18, 2021

E-mail: jain.swati52@yahoo.com, ca.swatijain07@gmail.com

Address: D-905, Park View Ananda, Bestech, Sector-81, Gurugram- 122 004, Haryana

Combined Voting Results

Agenda item no. 1: To offer, issue and allot upto 19,132,653 fully paid-up equity shares of the Company to General Catalyst, on Preferential Basis.

Resolution required: (Ordinary/ Special)		Special							
Whether promoter/ promoter group are interested in the agenda/resolution?		No							
voting by members holding fully paid up Equity Shares of face value of Rs. 2 each (having 100% Voting Rights on each share held by them) (FPS)									
Category	Mode of Voting	No. of shares held (1)	No. of votes polled (2)	% of Votes Polled on outstanding shares (3)=[(2)/(1)]*100	No. of Votes – in favour (4)	No. of Votes – against (5)	% of Votes in favour votes polled (6)=[(4)/(2)]*100	% of Votes on against on votes polled (7)=[(5)/(2)]*100	
Promoter and Promoter Group	E-Voting	14,75,19,732	0	0.000	0	0	0.000	0.000	
	Insta Poll	14,75,19,732	12,26,76,166	83.159	12,26,76,166	0	100.000	0.000	
	Postal Ballot	14,75,19,732	0	0.000	0	0	0.000	0.000	
	Total	14,75,19,732	12,26,76,166	83.159	12,26,76,166	0	100.000	0.000	
Public-Institutions	E-Voting	17,15,82,197	6,81,32,021	39.708	6,81,32,021	0	100.000	0.000	
	Insta Poll	17,15,82,197	0	0.000	0	0	0.000	0.000	
	Postal Ballot	17,15,82,197	0	0.000	0	0	0.000	0.000	
	Total	17,15,82,197	6,81,32,021	39.708	6,81,32,021	0	100.000	0.000	
Public- Non Institutions	E-Voting	20,80,12,963	2,60,25,509	12.511	2,60,22,793	2,716	99.990	0.010	
	Insta Poll	20,80,12,963	96,64,805	4.646	96,64,805	0	100.000	0.000	
	Postal Ballot	20,80,12,963	0	0.000	0	0	0.000	0.000	
	Total	20,80,12,963	3,56,90,314	17.158	3,56,87,598	2,716	99.992	0.008	
Total	52,71,14,892	22,64,98,501	42.969	22,64,95,785	2,716	99.999	0.001		

voting by members holding Partly paid up Equity Shares of face value of Rs. 2 each, with paid up value Rs.1.10 per share (having 55% Voting Rights on each share held by them) (PPS)

Category	Mode of Voting	No. of shares held (1)	No. of votes polled (2)	% of Votes Polled on outstanding shares (3)=[(2)/(1)]*100	No. of Votes – in favour (4)	No. of Votes – against (5)	% of Votes in favour votes polled (6)=[(4)/(2)]*100	% of Votes on against on votes polled (7)=[(5)/(2)]*100
Promoter and Promoter Group	E-Voting	3,57,88,434	0	0	0	0	0	0.000
	Insta Poll	3,57,88,434	2,63,79,507	73.710	2,63,79,507	0	100.000	0.000
	Postal Ballot	3,57,88,434	0	0	0	0	0.000	0.000
	Total	3,57,88,434	2,63,79,507	73.710	2,63,79,507	0	100.000	0.000
Public-Institutions	E-Voting	1,05,95,180	2,14,826	2.028	2,14,826	0	100.000	0.000
	Insta Poll	1,05,95,180	0	0.000	0	0	0.000	0.000
	Postal Ballot	1,05,95,180	0	0.000	0	0	0.000	0.000
	Total	1,05,95,180	2,14,826	2.028	2,14,826	0	100.000	0.000
Public- Non Institutions	E-Voting	3,64,49,404	27,98,564	7.678	27,98,343	221	99.992	0.008
	Insta Poll	3,64,49,404	20,25,140	5.556	20,25,140	0	100.000	0.000
	Postal Ballot	3,64,49,404	0	0.000	0	0	0.000	0.000
	Total	3,64,49,404	48,23,704	13.234	48,23,483	221	99.995	0.005
Total	8,28,33,018	3,14,18,037	37.929	3,14,17,816	221	99.999	0.001	

Combined voting by members -Based on the Voting Rights (FPS-100% ; PPS-55%) held by them

Category	Mode of Voting	Voting Rights Held (1)	Voting Rights Polled (2)	% of Voting Rights Polled on outstanding Voting Rights (3)=[(2)/(1)]*100	No. of Voting Rights - in favour (4)	No. of Voting Rights - against (5)	% of Voting Rights in favour on Voting Rights polled (6)=[(4)/(2)]*100	% of Voting Rights against on Voting Rights polled (7)=[(5)/(2)]*100
Promoter and Promoter Group	E-Voting	16,72,03,370.70	0	0.000	0	0	0	0
	Insta Poll	16,72,03,370.70	13,71,84,895	82.047	13,71,84,895	0	100.000	0.000
	Postal Ballot	16,72,03,370.70	0	0.000	0	0	0.000	0.000
	Total	16,72,03,370.70	13,71,84,895	82.047	13,71,84,895	0	100.000	0.000
Public-Institutions	E-Voting	17,74,09,546.00	6,82,50,175.30	38.470	6,82,50,175	0	100.000	0.000
	Insta Poll	17,74,09,546.00	0	0.000	0	0	0.000	0.000
	Postal Ballot	17,74,09,546.00	0	0.000	0	0	0.000	0.000
	Total	17,74,09,546.00	6,82,50,175.30	38.470	6,82,50,175	0	100.000	0.000
Public- Non Institutions	E-Voting	22,80,60,135.20	2,75,64,719.20	12.087	2,75,61,882	2,838	99.990	0.010
	Insta Poll	22,80,60,135.20	1,07,78,632.00	4.726	1,07,78,632	0	100.000	0.000
	Postal Ballot	22,80,60,135.20	0	0.000	0	0	0.000	0.000
	Total	22,80,60,135.20	3,83,43,351.20	16.813	3,83,40,514	2,838	99.993	0.007
Total	57,26,73,051.90	24,37,78,421	42.569	24,37,75,584	2,838	99.999	0.001	

S. JAIN & ASSOCIATES
 Chartered Accountants
 FRN 017147C

Annexure A

Combined Voting Results

Agenda item no. 2: To offer, issue and allot upto 7,653,061 fully paid-up equity shares of the Company to DH-S, on Preferential Basis.


Resolution required: (Ordinary/ Special)		Special							
Whether promoter/ promoter group are interested in the agenda/resolution?		No							
voting by members holding fully paid up Equity Shares of face value of Rs. 2 each (having 100% Voting Rights on each share held by them) (FPS)									
Category	Mode of Voting	No. of shares held (1)	No. of votes polled (2)	% of Votes Polled on outstanding shares (3)=[(2)/(1)]*100	No. of Votes - in favour (4)	No. of Votes - against (5)	% of Votes in favour on votes polled (6)=[(4)/(2)]*100	% of Votes against on votes polled (7)=[(5)/(2)]*100	
Promoter and Promoter Group	E-Voting	14,75,19,732	0	0.000	0	0	0.000	0.000	
	Insta Poll	14,75,19,732	12,26,76,166	83.159	12,26,76,166	0	100.000	0.000	
	Postal Ballot	14,75,19,732	0	0.000	0	0	0.000	0.000	
	Total	14,75,19,732	12,26,76,166	83.159	12,26,76,166	0	100.000	0.000	
Public-Institutions	E-Voting	17,15,82,197	6,81,32,021	39.708	6,81,32,021	0	100.000	0.000	
	Insta Poll	17,15,82,197	0	0.000	0	0	0.000	0.000	
	Postal Ballot	17,15,82,197	0	0.000	0	0	0.000	0.000	
	Total	17,15,82,197	6,81,32,021	39.708	6,81,32,021	0	100.000	0.000	
Public- Non Institutions	E-Voting	20,80,12,963	2,60,25,509	12.511	2,60,22,793	2,716	99.990	0.010	
	Insta Poll	20,80,12,963	96,64,805	4.646	96,64,805	0	100.000	0.000	
	Postal Ballot	20,80,12,963	0	0.000	0	0	0.000	0.000	
	Total	20,80,12,963	3,56,90,314	17.158	3,56,87,598	2,716	99.992	0.008	
Total	52,71,14,892	22,64,98,501	42.969	22,64,95,785	2,716	99.999	0.001		

voting by members holding Partly paid up Equity Shares of face value of Rs. 2 each, with paid up value Rs.1.10 per share (having 55% Voting Rights on each share held by them) (PPS)

Category	Mode of Voting	No. of shares held (1)	No. of votes polled (2)	% of Votes Polled on outstanding shares (3)=[(2)/(1)]*100	No. of Votes - in favour (4)	No. of Votes - against (5)	% of Votes in favour on votes polled (6)=[(4)/(2)]*100	% of Votes against on votes polled (7)=[(5)/(2)]*100
Promoter and Promoter Group	E-Voting	3,57,88,434	0	0	0	0	0	0.000
	Insta Poll	3,57,88,434	2,63,79,507	73.710	2,63,79,507	0	100.000	0.000
	Postal Ballot	3,57,88,434	0	0	0	0	0.000	0.000
	Total	3,57,88,434	2,63,79,507	73.710	2,63,79,507	0	100.000	0.000
Public-Institutions	E-Voting	1,05,95,180	2,14,826	2.028	2,14,826	0	0.000	0.000
	Insta Poll	1,05,95,180	0	0.000	0	0	0.000	0.000
	Postal Ballot	1,05,95,180	0	0.000	0	0	0.000	0.000
	Total	1,05,95,180	2,14,826	2.028	2,14,826	0	100.000	0.000
Public- Non Institutions	E-Voting	3,64,49,404	27,98,564	7.678	27,98,343	221	99.992	0.008
	Insta Poll	3,64,49,404	20,25,140	5.556	20,25,140	0	100.000	0.000
	Postal Ballot	3,64,49,404	0	0.000	0	0	0.000	0.000
	Total	3,64,49,404	48,23,704	13.234	48,23,483	221	99.995	0.005
Total	8,28,33,018	3,14,18,037	37.929	3,14,17,816	221	99.999	0.001	

Combined voting by members -Based on the Voting Rights (FPS-100% ; PPS-55%) held by them

Category	Mode of Voting	Voting Rights Held (1)	Voting Rights Polled (2)	% of Voting Rights Polled on outstanding Voting Rights (3)=[(2)/(1)]*100	No. of Voting Rights - in favour (4)	No. of Voting Rights - against (5)	% of Voting Rights in favour on Voting Rights polled (6)=[(4)/(2)]*100	% of Voting Rights against on Voting Rights polled (7)=[(5)/(2)]*100
Promoter and Promoter Group	E-Voting	16,72,03,370.70	0	0.000	0	0	0	0
	Insta Poll	16,72,03,370.70	13,71,84,895	82.047	13,71,84,895	0	100.000	0.000
	Postal Ballot	16,72,03,370.70	0	0.000	0	0	0.000	0.000
	Total	16,72,03,370.70	13,71,84,895	82.047	13,71,84,895	0	100.000	0.000
Public-Institutions	E-Voting	17,74,09,546.00	6,82,50,175.30	38.470	6,82,50,175	0	100.000	0.000
	Insta Poll	17,74,09,546.00	0	0.000	0	0	0.000	0.000
	Postal Ballot	17,74,09,546.00	0	0.000	0	0	0.000	0.000
	Total	17,74,09,546.00	6,82,50,175.30	38.470	6,82,50,175	0	100.000	0.000
Public- Non Institutions	E-Voting	22,80,60,135.20	2,75,64,719.20	12.087	2,75,61,882	2,838	99.990	0.010
	Insta Poll	22,80,60,135.20	1,07,78,632.00	4.726	1,07,78,632	0	100.000	0.000
	Postal Ballot	22,80,60,135.20	0	0.000	0	0	0.000	0.000
	Total	22,80,60,135.20	3,83,43,351.20	16.813	3,83,40,514	2,838	99.993	0.007
Total	57,26,73,051.90	24,37,78,421	42.569	24,37,75,584	2,838	99.999	0.001	



Annexure A

Combined Voting Results

Agenda item no. 3: To offer, issue and allot upto 11,479,592 fully paid-up equity shares of the Company to TIMF, on Preferential Basis.


Resolution required: (Ordinary/ Special)		Special						
Whether promoter/ promoter group are interested in the agenda/resolution?		No						
voting by members holding fully paid up Equity Shares of face value of Rs. 2 each (having 100% Voting Rights on each share held by them) (FPS)								
Category	Mode of Voting	No. of shares held (1)	No. of votes polled (2)	% of Votes Polled on outstanding shares (3)=[(2)/(1)]*100	No. of Votes – in favour (4)	No. of Votes – against (5)	% of Votes in favour on votes polled (6)=[(4)/(2)]*100	% of Votes against on votes polled (7)=[(5)/(2)]*100
Promoter and Promoter Group	E-Voting	14,75,19,732	0	0.000	0	0	0.000	0.000
	Insta Poll	14,75,19,732	12,26,76,166	83.159	12,26,76,166	0	100.000	0.000
	Postal Ballot	14,75,19,732	0	0.000	0	0	0.000	0.000
	Total	14,75,19,732	12,26,76,166	83.159	12,26,76,166	0	100.000	0.000
Public- Institutions	E-Voting	17,15,82,197	6,81,32,021	39.708	6,81,32,021	0	100.000	0.000
	Insta Poll	17,15,82,197	0	0.000	0	0	0.000	0.000
	Postal Ballot	17,15,82,197	0	0.000	0	0	100.000	0.000
	Total	17,15,82,197	6,81,32,021	39.708	6,81,32,021	0	100.000	0.000
Public- Non Institutions	E-Voting	20,80,12,963	2,60,25,509	12.511	2,60,22,793	2,716	99.990	0.010
	Insta Poll	20,80,12,963	96,64,805	4.646	96,64,805	0	100.000	0.000
	Postal Ballot	20,80,12,963	0	0.000	0	0	0.000	0.000
	Total	20,80,12,963	3,56,90,314	17.158	3,56,87,598	2,716	99.992	0.008
Total	52,71,14,892	22,64,98,501	42.969	22,64,95,785	2,716	99.999	0.001	

voting by members holding Partly paid up Equity Shares of face value of Rs. 2 each, with paid up value Rs.1.10 per share (having 55% Voting Rights on each share held by them) (PPS)

Category	Mode of Voting	No. of shares held (1)	No. of votes polled (2)	% of Votes Polled on outstanding shares (3)=[(2)/(1)]*100	No. of Votes – in favour (4)	No. of Votes – against (5)	% of Votes in favour on votes polled (6)=[(4)/(2)]*100	% of Votes against on votes polled (7)=[(5)/(2)]*100
Promoter and Promoter Group	E-Voting	3,57,88,434	0	0	0	0	0	0.000
	Insta Poll	3,57,88,434	2,63,79,507	73.710	2,63,79,507	0	100.000	0.000
	Postal Ballot	3,57,88,434	0	0	0	0	0.000	0.000
	Total	3,57,88,434	2,63,79,507	73.710	2,63,79,507	0	100.000	0.000
Public- Institutions	E-Voting	1,05,95,180	2,14,826	2.028	2,14,826	0	100.000	0.000
	Insta Poll	1,05,95,180	0	0.000	0	0	0.000	0.000
	Postal Ballot	1,05,95,180	0	0.000	0	0	100.000	0.000
	Total	1,05,95,180	2,14,826	2.028	2,14,826	0	100.000	0.000
Public- Non Institutions	E-Voting	3,64,49,404	27,98,564	7.678	27,98,343	221	99.992	0.008
	Insta Poll	3,64,49,404	20,25,140	5.556	20,25,140	0	100.000	0.000
	Postal Ballot	3,64,49,404	0	0.000	0	0	0.000	0.000
	Total	3,64,49,404	48,23,704	13.234	48,23,483	221	99.995	0.005
Total	8,28,33,018	3,14,18,037	37.929	3,14,17,816	221	99.999	0.001	

Combined voting by members -Based on the Voting Rights (FPS-100% ; PPS-55%) held by them

Category	Mode of Voting	Voting Rights Held (1)	Voting Rights Polled (2)	% of Voting Rights Polled on outstanding Voting Rights (3)=[(2)/(1)]*100	No. of Voting Rights - in favour (4)	No. of Voting Rights - against (5)	% of Voting Rights in favour on Voting Rights polled (6)=[(4)/(2)]*100	% of Voting Rights against on Voting Rights polled (7)=[(5)/(2)]*100
Promoter and Promoter Group	E-Voting	16,72,03,370.70	0	0.000	0	0	0	0.000
	Insta Poll	16,72,03,370.70	13,71,84,895	82.047	13,71,84,895	0	100.000	0.000
	Postal Ballot	16,72,03,370.70	0	0.000	0	0	0.000	0.000
	Total	16,72,03,370.70	13,71,84,895	82.047	13,71,84,895	0	100.000	0.000
Public- Institutions	E-Voting	17,74,09,546.00	6,82,50,175.30	38.470	6,82,50,175	0	100.000	0.000
	Insta Poll	17,74,09,546.00	0	0.000	0	0	0.000	0.000
	Postal Ballot	17,74,09,546.00	0	0.000	0	0	100.000	0.000
	Total	17,74,09,546.00	6,82,50,175.30	38.470	6,82,50,175	0	100.000	0.000
Public- Non Institutions	E-Voting	22,80,60,135.20	2,75,64,719.20	12.087	2,75,61,882	2,838	99.990	0.010
	Insta Poll	22,80,60,135.20	1,07,78,632.00	4.726	1,07,78,632	0	100.000	0.000
	Postal Ballot	22,80,60,135.20	0	0.000	0	0	0.000	0.000
	Total	22,80,60,135.20	3,83,43,351.20	16.813	3,83,40,514	2,838	99.993	0.007
Total	57,26,73,051.90	24,37,78,421	42.569	24,37,75,584	2,838	99.999	0.001	




Combined Voting Results					Annexure A			
Agenda item no. 4: To offer, issue and allot upto 3,826,531 fully paid-up equity shares of the Company to FRV, on Preferential Basis.								
Resolution required: (Ordinary/ Special)			Special					
Whether promoter/ promoter group are interested in the agenda/resolution?			No					
voting by members holding fully paid up Equity Shares of face value of Rs. 2 each (having 100% Voting Rights on each share held by them) (FPS)								
Category	Mode of Voting	No. of shares held (1)	No. of votes polled (2)	% of Votes Polled on outstanding shares (3)=[(2)/(1)]*100	No. of Votes – in favour (4)	No. of Votes – against (5)	% of Votes in favour on votes polled (6)=[(4)/(2)]*100	% of Votes against on votes polled (7)=[(5)/(2)]*100
Promoter and Promoter Group	E-Voting	14,75,19,732	0	0.000	0	0	0.000	0.000
	Insta Poll	14,75,19,732	12,26,76,166	83.159	12,26,76,166	0	100.000	0.000
	Postal Ballot	14,75,19,732	0	0.000	0	0	0.000	0.000
	Total	14,75,19,732	12,26,76,166	83.159	12,26,76,166	0	100.000	0.000
Public-Institutions	E-Voting	17,15,82,197	6,81,32,021	39.708	6,81,32,021	0	100.000	0.000
	Insta Poll	17,15,82,197	0	0.000	0	0	0.000	0.000
	Postal Ballot	17,15,82,197	0	0.000	0	0	0.000	0.000
	Total	17,15,82,197	6,81,32,021	39.708	6,81,32,021	0	100.000	0.000
Public- Non Institutions	E-Voting	20,80,12,963	2,60,25,499	12.511	2,60,22,783	2,716	99.990	0.010
	Insta Poll	20,80,12,963	96,64,805	4.646	96,64,805	0	100.000	0.000
	Postal Ballot	20,80,12,963	0	0.000	0	0	0.000	0.000
	Total	20,80,12,963	3,56,90,304	17.158	3,56,87,588	2,716	99.992	0.008
Total	52,71,14,892	22,64,98,491	42.969	22,64,95,775	2,716	99.999	0.001	

voting by members holding Partly paid up Equity Shares of face value of Rs. 2 each, with paid up value Rs.1.10 per share (having 55% Voting Rights on each share held by them) (PPS)

Category	Mode of Voting	No. of shares held (1)	No. of votes polled (2)	% of Votes Polled on outstanding shares (3)=[(2)/(1)]*100	No. of Votes – in favour (4)	No. of Votes – against (5)	% of Votes in favour on votes polled (6)=[(4)/(2)]*100	% of Votes against on votes polled (7)=[(5)/(2)]*100
Promoter and Promoter Group	E-Voting	3,57,88,434	0	0	0	0	0	0.000
	Insta Poll	3,57,88,434	2,63,79,507	73.710	2,63,79,507	0	100.000	0.000
	Postal Ballot	3,57,88,434	0	0	0	0	0.000	0.000
	Total	3,57,88,434	2,63,79,507	73.710	2,63,79,507	0	100.000	0.000
Public-Institutions	E-Voting	1,05,95,180	2,14,826	2.028	2,14,826	0	100.000	0.000
	Insta Poll	1,05,95,180	0	0.000	0	0	0.000	0.000
	Postal Ballot	1,05,95,180	0	0.000	0	0	0.000	0.000
	Total	1,05,95,180	2,14,826	2.028	2,14,826	0	100.000	0.000
Public- Non Institutions	E-Voting	3,64,49,404	27,98,564	7.678	27,98,343	221	99.992	0.008
	Insta Poll	3,64,49,404	20,25,140	5.556	20,25,140	0	100.000	0.000
	Postal Ballot	3,64,49,404	0	0.000	0	0	0.000	0.000
	Total	3,64,49,404	48,23,704	13.234	48,23,483	221	99.995	0.005
Total	8,28,33,018	3,14,18,037	37.929	3,14,17,816	221	99.999	0.001	

Combined voting by members -Based on the Voting Rights (FPS-100% ; PPS-55%) held by them

Category	Mode of Voting	Voting Rights Held (1)	Voting Rights Polled (2)	% of Voting Rights Polled on outstanding Voting Rights (3)=[(2)/(1)]*100	No. of Voting Rights - in favour (4)	No. of Voting Rights - against (5)	% of Voting Rights in favour on Voting Rights polled (6)=[(4)/(2)]*100	% of Voting Rights against on Voting Rights polled (7)=[(5)/(2)]*100
Promoter and Promoter Group	E-Voting	16,72,03,370.70	0	0.000	0	0	0	0
	Insta Poll	16,72,03,370.70	13,71,84,895	82.047	13,71,84,895	0	100.000	0.000
	Postal Ballot	16,72,03,370.70	0	0.000	0	0	0.000	0.000
	Total	16,72,03,370.70	13,71,84,895	82.047	13,71,84,895	0	100.000	0.000
Public-Institutions	E-Voting	17,74,09,546.00	6,82,50,175.30	38.470	6,82,50,175	0	100.000	0.000
	Insta Poll	17,74,09,546.00	0	0.000	0	0	0.000	0.000
	Postal Ballot	17,74,09,546.00	0	0.000	0	0	0.000	0.000
	Total	17,74,09,546.00	6,82,50,175.30	38.470	6,82,50,175	0	100.000	0.000
Public- Non Institutions	E-Voting	22,80,60,135.20	2,75,64,709.20	12.087	2,75,61,872	2,838	99.990	0.010
	Insta Poll	22,80,60,135.20	1,07,78,632.00	4.726	1,07,78,632	0	100.000	0.000
	Postal Ballot	22,80,60,135.20	0	0.000	0	0	0.000	0.000
	Total	22,80,60,135.20	3,83,43,341.20	16.813	3,83,40,504	2,838	99.993	0.007
Total	57,26,73,051.90	24,37,78,411	42.569	24,37,75,574	2,838	99.999	0.001	




Combined Voting Results						Annexure A		
Agenda item no. 5: To offer, issue and allot upto 19,132,653 fully paid-up equity shares of the Company to Zelkova Builders Pvt. Ltd., on Preferential Basis.								
Resolution required: (Ordinary/ Special)			Special					
Whether promoter/ promoter group are interested in the agenda/resolution?			Yes					
voting by members holding fully paid up Equity Shares of face value of Rs. 2 each (having 100% Voting Rights on each share held by them) (FPS)								
Category	Mode of Voting	No. of shares held (1)	No. of votes polled (2)	% of Votes Polled on outstanding shares (3)=[(2)/(1)]*100	No. of Votes – in favour (4)	No. of Votes – against (5)	% of Votes in favour on votes polled (6)=[(4)/(2)]*100	% of Votes against on votes polled (7)=[(5)/(2)]*100
Promoter and Promoter Group	E-Voting	14,75,19,732	0	0.000	0	0	0.000	0.000
	Insta Poll	14,75,19,732	0	0.000	0	0	0.000	0.000
	Postal Ballot	14,75,19,732	0	0.000	0	0	0.000	0.000
	Total	14,75,19,732	0	0.000	0	0	0.000	0.000
Public- Institutions	E-Voting	17,15,82,197	6,81,32,021	39.708	6,81,32,021	0	100.000	0.000
	Insta Poll	17,15,82,197	0	0.000	0	0	0.000	0.000
	Postal Ballot	17,15,82,197	0	0.000	0	0	0.000	0.000
	Total	17,15,82,197	6,81,32,021	39.708	6,81,32,021	0	100.000	0.000
Public- Non Institutions	E-Voting	20,80,12,963	2,53,36,713	12.180	2,53,33,997	2,716	99.989	0.011
	Insta Poll	20,80,12,963	5,35,396	0.257	5,35,396	0	100.000	0.000
	Postal Ballot	20,80,12,963	0	0.000	0	0	0.000	0.000
	Total	20,80,12,963	2,58,72,109	12.438	2,58,69,393	2,716	99.990	0.010
Total	52,71,14,892	9,40,04,130	17.834	9,40,01,414	2,716	99.997	0.003	

voting by members holding Partly paid up Equity Shares of face value of Rs. 2 each, with paid up value Rs.1.10 per share (having 55% Voting Rights on each share held by them) (PPS)

Category	Mode of Voting	No. of shares held (1)	No. of votes polled (2)	% of Votes Polled on outstanding shares (3)=[(2)/(1)]*100	No. of Votes – in favour (4)	No. of Votes – against (5)	% of Votes in favour on votes polled (6)=[(4)/(2)]*100	% of Votes against on votes polled (7)=[(5)/(2)]*100
Promoter and Promoter Group	E-Voting	3,57,88,434	0	0	0	0	0	0.000
	Insta Poll	3,57,88,434	0	0	0	0	0	0.000
	Postal Ballot	3,57,88,434	0	0	0	0	0	0.000
	Total	3,57,88,434	0	0.000	0	0	0	0.000
Public- Institutions	E-Voting	1,05,95,180	2,14,826	2.028	2,14,826	0	100.000	0.000
	Insta Poll	1,05,95,180	0	0.000	0	0	0.000	0.000
	Postal Ballot	1,05,95,180	0	0.000	0	0	0.000	0.000
	Total	1,05,95,180	2,14,826	2.028	2,14,826	0	100.000	0.000
Public- Non Institutions	E-Voting	3,64,49,404	27,21,682	7.467	27,21,461	221	99.992	0.008
	Insta Poll	3,64,49,404	43,453	0.119	43,453	0	100.000	0.000
	Postal Ballot	3,64,49,404	0	0.000	0	0	0.000	0.000
	Total	3,64,49,404	27,65,135	7.586	27,64,914	221	99.992	0.008
Total	8,28,33,018	29,79,961	3.598	29,79,740	221	99.993	0.007	

Combined voting by members -Based on the Voting Rights (FPS-100% ; PPS-55%) held by them

Category	Mode of Voting	Voting Rights Held (1)	Voting Rights Polled (2)	% of Voting Rights Polled on outstanding Voting Rights (3)=[(2)/(1)]*100	No. of Voting Rights - in favour (4)	No. of Voting Rights - against (5)	% of Voting Rights in favour on Voting Rights polled (6)=[(4)/(2)]*100	% of Voting Rights against on Voting Rights polled (7)=[(5)/(2)]*100
Promoter and Promoter Group	E-Voting	16,72,03,370.70	0	0.000	0	0	0.000	0.000
	Insta Poll	16,72,03,370.70	0	0.000	0	0	0.000	0.000
	Postal Ballot	16,72,03,370.70	0	0.000	0	0	0.000	0.000
	Total	16,72,03,370.70	0	0.000	0	0	0.000	0.000
Public- Institutions	E-Voting	17,74,09,546.00	6,82,50,175.30	38.470	6,82,50,175	0	100.000	0.000
	Insta Poll	17,74,09,546.00	0	0.000	0	0	0.000	0.000
	Postal Ballot	17,74,09,546.00	0	0.000	0	0	0.000	0.000
	Total	17,74,09,546.00	6,82,50,175.30	38.470	6,82,50,175	0	100.000	0.000
Public- Non Institutions	E-Voting	22,80,60,135.20	2,68,33,638.10	11.766	2,68,30,801	2,838	99.989	0.011
	Insta Poll	22,80,60,135.20	5,59,295.15	0.245	5,59,295	0	100.000	0.000
	Postal Ballot	22,80,60,135.20	0	0.000	0	0	0.000	0.000
	Total	22,80,60,135.20	2,73,92,933.25	12.011	2,73,90,096	2,838	99.990	0.010
Total	57,26,73,051.90	9,56,43,109	16.701	9,56,40,271	2,838	99.997	0.003	




Combined Voting Results									Annexure A	
Agenda item no. 6: Appointment of Mr. Anish Williams, Chief Product Officer, Dhani, (DIN: 03314110), as Whole-time Director and Key Managerial Personnel designated as Executive Director.										
Resolution required: (Ordinary/ Special)				Special						
Whether promoter/ promoter group are interested in the agenda/resolution?				No						
voting by members holding fully paid up Equity Shares of face value of Rs. 2 each (having 100% Voting Rights on each share held by them) (FPS)										
Category	Mode of Voting	No. of shares held (1)	No. of votes polled (2)	% of Votes Polled on outstanding shares (3)=[(2)/(1)]*100	No. of Votes - in favour (4)	No. of Votes - against (5)	% of Votes in favour on votes polled (6)=[(4)/(2)]*100	% of Votes against on votes polled (7)=[(5)/(2)]*100		
Promoter and Promoter Group	E-Voting	14,75,19,732	0	0.000	0	0	0.000	0.000		
	Insta Poll	14,75,19,732	12,26,76,166	83.159	12,26,76,166	0	100.000	0.000		
	Postal Ballot	14,75,19,732	0	0.000	0	0	0.000	0.000		
	Total	14,75,19,732	12,26,76,166	83.159	12,26,76,166	0	100.000	0.000		
Public-Institutions	E-Voting	17,15,82,197	8,59,71,349	50.105	6,15,92,289	2,43,79,060	71.643	28.357		
	Insta Poll	17,15,82,197	0	0.000	0	0	0.000	0.000		
	Postal Bailot	17,15,82,197	0	0.000	0	0	0.000	0.000		
	Total	17,15,82,197	8,59,71,349	50.105	6,15,92,289	2,43,79,060	71.643	28.357		
Public- Non Institutions	E-Voting	20,80,12,963	7,59,73,762	36.524	7,59,71,231	2,531	99.997	0.003		
	Insta Poll	20,80,12,963	96,64,805	4.646	96,64,805	0	100.000	0.000		
	Postal Ballot	20,80,12,963	0	0.000	0	0	0.000	0.000		
	Total	20,80,12,963	8,56,38,567	41.170	8,56,36,036	2,531	99.997	0.003		
Total	52,71,14,892	29,42,86,082	55.830	26,99,04,491	2,43,81,591	91.715	8.285			

voting by members holding Partly paid up Equity Shares of face value of Rs. 2 each, with paid up value Rs.1.10 per share (having 55% Voting Rights on each share held by them) (PPS)

Category	Mode of Voting	No. of shares held (1)	No. of votes polled (2)	% of Votes Polled on outstanding shares (3)=[(2)/(1)]*100	No. of Votes - in favour (4)	No. of Votes - against (5)	% of Votes in favour on votes polled (6)=[(4)/(2)]*100	% of Votes against on votes polled (7)=[(5)/(2)]*100		
Promoter and Promoter Group	E-Voting	3,57,88,434	0	0	0	0	0	0.000		
	Insta Poll	3,57,88,434	2,63,79,507	73.710	2,63,79,507	0	100.000	0.000		
	Postal Ballot	3,57,88,434	0	0	0	0	0.000	0.000		
	Total	3,57,88,434	2,63,79,507	73.710	2,63,79,507	0	100.000	0.000		
Public-Institutions	E-Voting	1,05,95,180	75,02,122	70.807	72,87,296	2,14,826	97.136	2.864		
	Insta Poll	1,05,95,180	0	0.000	0	0	0.000	0.000		
	Postal Bailot	1,05,95,180	0	0.000	0	0	0.000	0.000		
	Total	1,05,95,180	75,02,122	70.807	72,87,296	2,14,826	97.136	2.864		
Public- Non Institutions	E-Voting	3,64,49,404	1,39,01,852	38.140	1,39,01,631	221	99.998	0.002		
	Insta Poll	3,64,49,404	20,25,140	5.556	20,25,140	0	100.000	0.000		
	Postal Ballot	3,64,49,404	0	0.000	0	0	0.000	0.000		
	Total	3,64,49,404	1,59,26,992	43.696	1,59,26,771	221	99.999	0.001		
Total	8,28,33,018	4,98,08,621	60.131	4,95,93,574	2,15,047	99.568	0.432			

Combined voting by members -Based on the Voting Rights (FPS-100% ; PPS-55%) held by them

Category	Mode of Voting	Voting Rights Held (1)	Voting Rights Polled (2)	% of Voting Rights Polled on outstanding Voting Rights (3)=[(2)/(1)]*100	No. of Voting Rights - in favour (4)	No. of Voting Rights - against (5)	% of Voting Rights in favour on Voting Rights polled (6)=[(4)/(2)]*100	% of Voting Rights against on Voting Rights polled (7)=[(5)/(2)]*100		
Promoter and Promoter Group	E-Voting	16,72,03,370.70	0	0.000	0	0	0	0		
	Insta Poll	16,72,03,370.70	13,71,84,895	82.047	13,71,84,895	0	100.000	0.000		
	Postal Ballot	16,72,03,370.70	0	0.000	0	0	0.000	0.000		
	Total	16,72,03,370.70	13,71,84,895	82.047	13,71,84,895	0	100.000	0.000		
Public-Institutions	E-Voting	17,74,09,546.00	9,00,97,516.10	50.785	6,56,00,302	2,44,97,214	72.810	27.190		
	Insta Poll	17,74,09,546.00	0	0.000	0	0	0.000	0.000		
	Postal Ballot	17,74,09,546.00	0	0.000	0	0	0.000	0.000		
	Total	17,74,09,546.00	9,00,97,516.10	50.785	6,56,00,302	2,44,97,214	72.810	27.190		
Public- Non Institutions	E-Voting	22,80,60,135.20	8,36,19,780.60	36.666	8,36,17,128	2,653	99.997	0.003		
	Insta Poll	22,80,60,135.20	1,07,78,632.00	4.726	1,07,78,632	0	100.000	0.000		
	Postal Ballot	22,80,60,135.20	0	0.000	0	0	0.000	0.000		
	Total	22,80,60,135.20	9,43,98,412.60	41.392	9,43,95,760	2,653	99.997	0.003		
Total	57,26,73,051.90	32,16,80,824	56.172	29,71,80,957	2,44,99,867	92.384	7.616			




Combined Voting Results								Annexure A	
Agenda item no. 7: Appointment of Prof. Mohanbir Singh Sawhney, Associate Dean for Digital Innovation and McCormick Foundation Professor at Northwestern's Kellogg School of Management, (DIN: 07136864) as an Independent Director.									
Resolution required: (Ordinary/ Special)			Ordinary						
Whether promoter/ promoter group are interested in the agenda/resolution?			No						
voting by members holding fully paid up Equity Shares of face value of Rs. 2 each (having 100% Voting Rights on each share held by them) (FPS)									
Category	Mode of Voting	No. of shares held (1)	No. of votes polled (2)	% of Votes Polled on outstanding shares (3)=[(2)/(1)]*100	No. of Votes - in favour (4)	No. of Votes - against (5)	% of Votes in favour on votes polled (6)=[(4)/(2)]*100	% of Votes against on votes polled (7)=[(5)/(2)]*100	
Promoter and Promoter Group	E-Voting	14,75,19,732	0	0.000	0	0	0.000	0.000	
	Insta Poll	14,75,19,732	12,26,76,166	83.159	12,26,76,166	0	100.000	0.000	
	Postal Ballot	14,75,19,732	0	0.000	0	0	0.000	0.000	
	Total	14,75,19,732	12,26,76,166	83.159	12,26,76,166	0	100.000	0.000	
Public- Institutions	E-Voting	17,15,82,197	10,13,45,681	59.065	10,12,46,924	98,757	99.903	0.097	
	Insta Poll	17,15,82,197	0	0.000	0	0	0.000	0.000	
	Postal Ballot	17,15,82,197	0	0.000	0	0	0.000	0.000	
	Total	17,15,82,197	10,13,45,681	59.065	10,12,46,924	98,757	99.903	0.097	
Public- Non Institutions	E-Voting	20,80,12,963	7,59,73,762	36.524	7,59,71,231	2,531	99.997	0.003	
	Insta Poll	20,80,12,963	96,64,805	4.646	96,64,805	0	100.000	0.000	
	Postal Ballot	20,80,12,963	0	0.000	0	0	0.000	0.000	
	Total	20,80,12,963	8,56,38,567	41.170	8,56,36,036	2,531	99.997	0.003	
Total	52,71,14,892	30,96,60,414	58.746	30,95,59,126	1,01,288	99.967	0.033		

voting by members holding Partly paid up Equity Shares of face value of Rs. 2 each, with paid up value Rs.1.10 per share (having 55% Voting Rights on each share held by them) (PPS)

Category	Mode of Voting	No. of shares held (1)	No. of votes polled (2)	% of Votes Polled on outstanding shares (3)=[(2)/(1)]*100	No. of Votes - in favour (4)	No. of Votes - against (5)	% of Votes in favour on votes polled (6)=[(4)/(2)]*100	% of Votes against on votes polled (7)=[(5)/(2)]*100
Promoter and Promoter Group	E-Voting	3,57,88,434	0	0	0	0	0	0.000
	Insta Poll	3,57,88,434	2,63,79,507	73.710	2,63,79,507	0	100.000	0.000
	Postal Ballot	3,57,88,434	0	0	0	0	0.000	0.000
	Total	3,57,88,434	2,63,79,507	73.710	2,63,79,507	0	100.000	0.000
Public- Institutions	E-Voting	1,05,95,180	75,02,122	70.807	75,02,122	0	100.000	0.000
	Insta Poll	1,05,95,180	0	0.000	0	0	0.000	0.000
	Postal Ballot	1,05,95,180	0	0.000	0	0	0.000	0.000
	Total	1,05,95,180	75,02,122	70.807	75,02,122	0	100.000	0.000
Public- Non Institutions	E-Voting	3,64,49,404	1,39,01,852	38.140	1,39,01,631	221	99.998	0.002
	Insta Poll	3,64,49,404	20,25,140	5.556	20,25,140	0	100.000	0.000
	Postal Ballot	3,64,49,404	0	0.000	0	0	0.000	0.000
	Total	3,64,49,404	1,59,26,992	43.696	1,59,26,771	221	99.999	0.001
Total	8,28,33,018	4,98,08,621	60.131	4,98,08,400	221	100.000	0.000	

Combined voting by members -Based on the Voting Rights (FPS-100% ; PPS-55%) held by them

Category	Mode of Voting	Voting Rights Held (1)	Voting Rights Polled (2)	% of Voting Rights Polled on outstanding Voting Rights (3)=[(2)/(1)]*100	No. of Voting Rights - in favour (4)	No. of Voting Rights - against (5)	% of Voting Rights in favour on Voting Rights polled (6)=[(4)/(2)]*100	% of Voting Rights against on Voting Rights polled (7)=[(5)/(2)]*100
Promoter and Promoter Group	E-Voting	16,72,03,370.70	0	0.000	0	0	0	0
	Insta Poll	16,72,03,370.70	13,71,84,895	82.047	13,71,84,895	0	100.000	0.000
	Postal Ballot	16,72,03,370.70	0	0.000	0	0	0.000	0.000
	Total	16,72,03,370.70	13,71,84,895	82.047	13,71,84,895	0	100.000	0.000
Public- Institutions	E-Voting	17,74,09,546.00	10,54,71,848.10	59.451	10,53,73,091	98,757	99.906	0.094
	Insta Poll	17,74,09,546.00	0	0.000	0	0	0.000	0.000
	Postal Ballot	17,74,09,546.00	0	0.000	0	0	0.000	0.000
	Total	17,74,09,546.00	10,54,71,848.10	59.451	10,53,73,091	98,757	99.906	0.094
Public- Non Institutions	E-Voting	22,80,60,135.20	8,36,19,780.60	36.666	8,36,17,128	2,653	99.997	0.003
	Insta Poll	22,80,60,135.20	1,07,78,632.00	4.726	1,07,78,632	0	100.000	0.000
	Postal Ballot	22,80,60,135.20	0	0.000	0	0	0.000	0.000
	Total	22,80,60,135.20	9,43,98,412.60	41.392	9,43,95,760	2,653	99.997	0.003
Total	57,26,73,051.90	33,70,55,156	58.856	33,69,53,746	1,01,410	99.970	0.030	



Combined Voting Results **Annexure A**

Agenda item no. 8: Appointment of Mr. Sandeep Kadam, Head of Technology, Dhani, (DIN: 09343578) as Non-Executive Director of the Company.

Resolution required: (Ordinary/ Special)	Ordinary
Whether promoter/ promoter group are interested in the agenda/resolution?	No

voting by members holding fully paid up Equity Shares of face value of Rs. 2 each (having 100% Voting Rights on each share held by them) (FPS)

Category	Mode of Voting	No. of shares held (1)	No. of votes polled (2)	% of Votes Polled on outstanding shares (3)=[(2)/(1)]*100	No. of Votes – in favour (4)	No. of Votes – against (5)	% of Votes in favour on votes polled (6)=[(4)/(2)]*100	% of Votes against on votes polled (7)=[(5)/(2)]*100
Promoter and Promoter Group	E-Voting	14,75,19,732	0	0.000	0	0	0.000	0.000
	Insta Poll	14,75,19,732	12,26,76,166	83.159	12,26,76,166	0	100.000	0.000
	Postal Ballot	14,75,19,732	0	0.000	0	0	0.000	0.000
	Total	14,75,19,732	12,26,76,166	83.159	12,26,76,166	0	100.000	0.000
Public-Institutions	E-Voting	17,15,82,197	10,13,45,681	59.065	10,12,46,924	98,757	99.903	0.097
	Insta Poll	17,15,82,197	0	0.000	0	0	0.000	0.000
	Postal Ballot	17,15,82,197	0	0.000	0	0	0.000	0.000
	Total	17,15,82,197	10,13,45,681	59.065	10,12,46,924	98,757	99.903	0.097
Public- Non Institutions	E-Voting	20,80,12,963	7,59,73,762	36.524	7,59,71,231	2,531	99.997	0.003
	Insta Poll	20,80,12,963	96,64,805	4.646	96,64,805	0	100.000	0.000
	Postal Ballot	20,80,12,963	0	0.000	0	0	0.000	0.000
	Total	20,80,12,963	8,56,38,567	41.170	8,56,36,036	2,531	99.997	0.003
Total	52,71,14,892	30,96,60,414	58.746	30,95,59,126	1,01,288	99.967	0.033	

voting by members holding Partly paid up Equity Shares of face value of Rs. 2 each, with paid up value Rs.1.10 per share (having 55% Voting Rights on each share held by them) (PPS)

Category	Mode of Voting	No. of shares held (1)	No. of votes polled (2)	% of Votes Polled on outstanding shares (3)=[(2)/(1)]*100	No. of Votes – in favour (4)	No. of Votes – against (5)	% of Votes in favour on votes polled (6)=[(4)/(2)]*100	% of Votes against on votes polled (7)=[(5)/(2)]*100
Promoter and Promoter Group	E-Voting	3,57,88,434	0	0	0	0	0	0.000
	Insta Poll	3,57,88,434	2,63,79,507	73.710	2,63,79,507	0	100.000	0.000
	Postal Ballot	3,57,88,434	0	0	0	0	0.000	0.000
	Total	3,57,88,434	2,63,79,507	73.710	2,63,79,507	0	100.000	0.000
Public-Institutions	E-Voting	1,05,95,180	75,02,122	70.807	75,02,122	0	100.000	0.000
	Insta Poll	1,05,95,180	0	0.000	0	0	0.000	0.000
	Postal Ballot	1,05,95,180	0	0.000	0	0	0.000	0.000
	Total	1,05,95,180	75,02,122	70.807	75,02,122	0	100.000	0.000
Public- Non Institutions	E-Voting	3,64,49,404	1,39,01,852	38.140	1,39,01,631	221	99.998	0.002
	Insta Poll	3,64,49,404	20,25,140	5.556	20,25,140	0	100.000	0.000
	Postal Ballot	3,64,49,404	0	0.000	0	0	0.000	0.000
	Total	3,64,49,404	1,59,26,992	43.696	1,59,26,771	221	99.999	0.001
Total	8,28,33,018	4,98,08,621	60.131	4,98,08,400	221	100.000	0.000	

Combined voting by members -Based on the Voting Rights (FPS-100% ; PPS-55%) held by them

Category	Mode of Voting	Voting Rights Held (1)	Voting Rights Polled (2)	% of Voting Rights Polled on outstanding Voting Rights (3)=[(2)/(1)]*100	No. of Voting Rights - in favour (4)	No. of Voting Rights - against (5)	% of Voting Rights in favour on Voting Rights polled (6)=[(4)/(2)]*100	% of Voting Rights against on Voting Rights polled (7)=[(5)/(2)]*100
Promoter and Promoter Group	E-Voting	16,72,03,370.70	0	0.000	0	0	0	0
	Insta Poll	16,72,03,370.70	13,71,84,895	82.047	13,71,84,895	0	100.000	0.000
	Postal Ballot	16,72,03,370.70	0	0.000	0	0	0.000	0.000
	Total	16,72,03,370.70	13,71,84,895	82.047	13,71,84,895	0	100.000	0.000
Public-Institutions	E-Voting	17,74,09,546.00	10,54,71,848.10	59.451	10,53,73,091	98,757	99.906	0.094
	Insta Poll	17,74,09,546.00	0	0.000	0	0	0.000	0.000
	Postal Ballot	17,74,09,546.00	0	0.000	0	0	0.000	0.000
	Total	17,74,09,546.00	10,54,71,848.10	59.451	10,53,73,091	98,757	99.906	0.094
Public- Non Institutions	E-Voting	22,80,60,135.20	8,36,19,780.60	36.666	8,36,17,128	2,653	99.997	0.003
	Insta Poll	22,80,60,135.20	1,07,78,632.00	4.726	1,07,78,632	0	100.000	0.000
	Postal Ballot	22,80,60,135.20	0	0.000	0	0	0.000	0.000
	Total	22,80,60,135.20	9,43,98,412.60	41.392	9,43,95,760	2,653	99.997	0.003
Total	57,26,73,051.90	33,70,55,156	58.856	33,69,53,746	1,01,410	99.970	0.030	

