



Independent Auditor's Report

To the Members of **INDIABULLS ALTERNATE INVESTMENTS LIMITED**

Report on the Audit of Ind AS Financial Statements

Opinion

We have audited the accompanying Ind AS financial statements of "**Indiabulls Alternate Investments Limited**" ("the company") which comprise the Balance Sheet as at March 31, 2022, the Statement of Profit and Loss (including Other Comprehensive Income), the Statement of Changes in Equity, and the Statement of Cash Flows for the year ended on that date, and a summary of the significant accounting policies and other explanatory information (hereinafter referred to as "the standalone financial statements").

In our opinion and to the best of our information and according to the explanations give to us, the aforesaid financial statements give the information required by the Companies Act, 2013 in the manner so required and give a true and fair view in conformity with the Indian Accounting Standards prescribed under section 133 of the Act read with the Companies (Indian Accounting Standards) Rules, 2015, as amended ("Ind AS") and other accounting principal generally accepted in India, of the state of affairs of the company as at March 31, 2022, the profit and total comprehensive income, change in equity and its cash flows for the year ended on that date.

Basis for opinion

We conduct our audit of the financial statements in accordance with the Standards on Auditing specified under section 143(10) of the Act (SAs). Our responsibilities under those Standards are further described in the Auditors Responsibilities for the Audit of Financial Statements section of our report. We are independent auditor of the company in accordance with the Code of Ethics issued by the Institute of Chartered Accountants of India (ICAI) together with the independence requirements that are relevant to our audit of the financial statements under the provisions of the Act and the Rules made thereunder, and we have fulfilled our other Ethical responsibilities in accordance with these requirements and the ICAI's Code of Ethics. We believe that audit evidence we have obtained is sufficient and appropriate to provide a basis for our audit opinion on the financial statements.

Information other than the Financial Statements and Auditor's Report thereon

The Company's Board of Directors is responsible for the preparation of the other information. The other information comprise the information included in the Management Discussion and Analysis, Board's Report including Annexures to Board Report's, Business Responsibility Report, Corporate Governance and shareholder's Information, but does not include the financial statements and our auditor's report thereon.

Our opinion on the financial statements does not cover the other information and we do not express any form of assurance conclusion thereon.

In connection with our audit of the financial statements, our responsibility is to read the other information and, is doing so, consider whenever the other information is materially inconsistent with the financial statements or our knowledge obtained during the course of our audit or otherwise appears to be materially misstated.

If, based on the work we have performed, we conclude that there is a material misstatement of this other information, we are required to report the fact. We have nothing to report in this regard.



- Conclude on the appropriateness of management's use of the going concern basis of accounting and, based on the audit evidence obtained, whether a material uncertainty exists related to events or conditions that may cast significant doubt on the Company's ability to continue as a going concern. If we conclude that a material uncertainty exists, we are required to draw attention in our auditor's report to the related disclosures in the financial statements or, if such disclosures are inadequate, to modify our opinion. Our conclusions are based on the audit evidence obtained up to the date of our auditor's report. However, future events or conditions may cause the Company to cease to continue as a going concern.
- Evaluate the overall presentation, structure and content of the standalone financial statements, including the disclosures, and whether the financial statements represent the underlying transactions and events in a manner that achieves fair presentation.

Materiality is the magnitude of misstatements in the standalone financial statements that, individually or in aggregate, makes it probable that the economic decisions of a reasonably knowledgeable user of the financial statements may be influenced. We consider quantitative materiality and qualitative factors in (i) planning the scope of our audit work and in evaluating the results of our work; and (ii) to evaluate the effect of any identified misstatements in the financial statements.

We communicate with those charged with governance regarding, among other matters, the planned scope and timing of the audit and significant audit findings, including any significant deficiencies in internal control that we identify during our audit.

We also provide those charged with governance with a statement that we have complied with relevant ethical requirements regarding independence, and to communicate with them all relationships and other matters that may reasonably be thought to bear on our independence, and where applicable, related safeguards.

Report on Other Legal and Regulatory Requirements

1. As required by the Companies (Auditor's Report) Order, 2020 ("the Order"), issued by the Central Government of India in terms Section 143(11) of the Companies Act, 2013, we give in the "Annexure A" statement on the matters specified in paragraphs 3 and 4 of the Order.
2. As required by section 143(3) of the Act, based on our audit we report that:
 - a) We have sought and obtained all the information and explanations which to the best of our knowledge and belief were necessary for the purposes of our audit.
 - b) In our opinion, proper books of account as required by law have been kept by the Company so far as it appears from our examination of those books.
 - c) The Balance Sheet, Statement of Profit and Loss (including other comprehensive income), the statement of change in equity, and the Cash Flow Statement dealt with by this Report are in agreement with the books of account.
 - d) In our opinion, the aforesaid standalone financial statements comply with the Ind AS specified under section 133 of the Act, read with Rule 7 of the Companies (Accounts) Rules, 2014.




- e) On the basis of the written representations received from the directors as on March 31, 2022 taken on record by the Board of Directors, none of the director is disqualified as on March 31, 2022 from being appointed as directors in terms of section 164(2) of the Act.
- f) With respect to the adequacy of the internal financial controls over financial reporting of the Company and the operating effectiveness of such controls, refer to our separate report in “Annexure-B”. Our report express an unmodified opinion on the adequacy and operative effectiveness of the Company’s internal financial controls over financial reporting.
- g) With respect to the other matters to be included in the Auditor’s Report in accordance with Rule 11 of the Companies (Audit and Auditors) Rules, 2014 as amended, in our opinion and to the best of our information and according to the explanations given to us:
- i) The Company does not have any pending litigations which would impact its financial position as on 31st March 2022.
 - ii) The Company did not have any long-term contracts including derivative contracts for which there were any material foreseeable losses.
 - iii) There were no amounts which were required to be transferred to the investor Education and Protection Fund by the Company.
 - iv) (a) The Management has represented that, to the best of its knowledge and belief, no funds (which are material either individually or in the aggregate) have been advanced or loaned or invested (either from borrowed funds or share premium or any other sources or kind of funds) by the Company to or in any other person or entity, including foreign entity (“Intermediaries”), with the understanding, whether recorded in writing or otherwise, that the Intermediary shall, whether, directly or indirectly lend or invest in other persons or entities identified in any manner whatsoever by or on behalf of the Company (“Ultimate Beneficiaries”) or provided any guarantee, security or the like on behalf of the Ultimate Beneficiaries;
 - (b) The Management has represented, that, to the best of its knowledge and belief, no funds (which are material either individually or in the aggregate) have been received by the Company from any person or entity, including foreign entity (“Funding Parties”), with the understanding, whether recorded in writing or otherwise, that the Company shall, whether, directly or indirectly, lend or invest in other persons or entities identified in any manner whatsoever by or on behalf of the Funding Party (“Ultimate Beneficiaries”) or provide any guarantee, security or the like on behalf of the Ultimate Beneficiaries;
 - (c) Based on the audit procedures that have been considered reasonable and appropriate in the circumstances, nothing has come to our notice that has caused us to believe that the representations under sub-clause (i) and (ii) of Rule 11(e), as provided under (a) and (b) above, contain any material misstatement.



- v) The Company has not declared and paid dividend during the year, accordingly compliance u/s 123 of the Act is not applicable to the company.

**For MRKS And Associates
Chartered Accountants
FRN: 023711N**

A handwritten signature in black ink is written over a circular stamp. The stamp contains the text "MRKS And Associates" at the top, "NEW DELHI" in the center, and "Chartered Accountants" at the bottom, with small stars on either side of the bottom text.

**Kamal Abuja
(Partner)
M. No.: 505788
Place: New Delhi
Date: 27.05.2022
UDIN: 22505788AJSRXP4147**

ANNEXURE A TO INDEPENDENT AUDITORS' REPORT

(Referred to in paragraph 1 under 'Report on Other Legal and Regulatory Requirements' section of our report to the members of Indiabulls Alternate Investments Limited of even date)

To the best of our information and according to the explanations provided to us by the Company and the books of account and records examined by us in the normal course of audit, we state that:

- (i) (a) (A) The Company does not have any Property, Plant and Equipment and right-to-use assets accordingly, the provisions of clause 3(i)(a)(A), 3(i)(b) and 3(i)(d) are not applicable of the Order are not applicable to the Company.
- (B) The Company does not have any Intangible assets accordingly, the provisions of clause 3(i)(B) of the Order are not applicable to the Company.
- (c) The Company does not have any immovable properties (which are included under the head 'Property, plant and equipment') and hence reporting under clause 3A)(i)c) is not applicable.
- (e) No proceedings have been initiated during the year or are pending against the Company as at March 31, 2022 for holding any benami property under the Benami Transactions (Prohibition) Act, 1988 (as amended in 2016) and rules made thereunder
- (ii) (a) The Company does not have any inventories; accordingly, the provisions of clause 3(ii)(A) of the Order are not applicable to the Company.
- (b) The Company has not been sanctioned working capital limits in excess of ₹ 5 crore, in aggregate, at any points of time during the year, from banks or financial institutions on the basis of security of current assets and hence reporting under clause 3(ii)(B) of the Order is not applicable.
- (iii) The Company has not made investments in, provided any guarantee and security and granted any loans and advances in the nature of loans, secured or unsecured, to companies, firms, Limited Liability Partnerships or any other parties during the year. Accordingly, the provisions of clause 3(iii) of the Order are not applicable.
- (iv) According to the information and explanations given to us, the Company has not given any loans, made investments or provided securities to companies and other parties listed under section 185 and 186 of the Act. Accordingly, the provisions of clause 3(iv) of the order is not applicable to the company.
- (v) In our opinion and according to the information and explanations given to us, the Company has not accepted any deposits within the meaning of directives issues by the Reserve Bank of India and the provisions of section 73 to 76 or any other relevant provisions of the Companies Act, 2013 and the rules framed there under. Therefore, the provision of clause 3(v) of the Order is not applicable to the Company.
- (vi) The maintenance of cost records has not been specified by the Central Government under sub section (1) of section 148 of the Companies Act, 2013 for the business activities carried out by the Company. Hence, reporting under clause(vi) of the order is not applicable to the company.



- (vii) (a) According to the information and explanations given to us and on the basis of our examination of the records of the Company, amounts deducted / accrued in the books of account in respect of undisputed statutory dues including Provident Fund, Employees' State Insurance, Income-tax, Sales-tax, Service tax, duty of Customs, duty of Excise, value added tax and cess and any other statutory dues to appropriate authority have generally been regularly deposited during the year by the Company. According to the information and explanations given to us, no undisputed amounts payable in respect of Goods and Service Tax, Provident Fund, Employee's State Insurance, Income-tax, Sales-tax, Service tax, Duty of Customs, Duty of Excise, Value Added Tax and Cess and other statutory dues were in arrears, as at March 31, 2022 for a period of more than six months from the date they became payable.
- (b) According to the information and explanations given to us and the records of the Company examined by us, as at March 31, 2022, there are no dues of Goods and Service Tax or sales tax or service tax or duty of customs or duty of excise or value added tax which have not been deposited on account of any dispute.
- (viii) According to the information and explanations given to us and the records of the Company examined by us, as at March 31, 2022, there were no such transactions relating to previously unrecorded income that have been surrendered or disclosed as income during the year in the tax assessments under the Income Tax Act, 1961 (43 of 1961).
- (ix) (a) The Company has not taken any loans or other borrowings from any lender. Hence reporting under clause 3(ix)(a) of the Order is not applicable.
- (b) The Company has not been declared willful defaulter by any bank or financial institution or government or any government authority.
- (c) The Company has not taken any term loan during the year and there are no outstanding term loans at the beginning of the year and hence, reporting under clause 3(ix)(c) of the Order is not applicable.
- (d) On an overall examination of the Financial statements of the company, the company has not raised any fund on short term basis.
- (e) On an overall examination of the financial statements of the Company, the Company has not taken any funds from any entity or person on account of or to meet the obligations of its subsidiaries.
- (f) The Company has not raised any loans during the year and hence reporting on clause 3(ix)(f) of the Order is not applicable.
- (x) (a) The Company has not raised moneys by way of initial public offer or further public offer (including debt instruments) during the year and hence reporting under clause 3(x)(a) of the Order is not applicable.
- (b) During the year, the Company has not made any preferential allotment or private placement of shares or convertible debentures (fully or partly or optionally) and hence reporting under clause 3(x)(b) of the Order is not applicable.



- (xi) (a) No fraud by the Company and no material fraud on the Company has been noticed or reported during the year.
- (b) No report under sub-section (12) of section 143 of the Companies Act has been filed in Form ADT-4 as prescribed under rule 13 of Companies (Audit and Auditors) Rules, 2014 with the Central Government, during the year and upto the date of this report.
- (c) As informed, the Company has not received any whistle blower complaints during the year (upto the date of this report).
- (xii) The company is not a Nidhi company, therefore the provisions of paragraph 3(xii) of the order is not applicable.
- (xiii) According to the information and explanations given to us and on the basis of our examination of books of accounts, the company has not entered into any transactions with the related parties, therefore the provisions of paragraph 3(xiii) of the order is not applicable.
- (xiv) In our opinion and based on our examination, the Company does not have an internal audit system and is not required to have an have an internal audit system as per the provisions of the Companies Act 2013.
- (xv) Company has not entered into any non-cash transaction with directors or person connected with him and therefore the provisions of section 192 of the Companies Act' 2013 are not applicable to the Company.
- (xvi) (a) In our opinion, the Company is not required to be registered under section 45-IA of the Reserve Bank of India Act, 1934. Hence, reporting under clause 3(xvi)(a) and (b) of the order is not applicable.
- (b) In our opinion, the company is not a Core Investment Company (CIC) as defined in the regulations made by the Reserve Bank of India and accordingly reporting under clause 3(xvi)(c) of the order is not applicable.
- (c) Based on information and explanations given to us and as represented by the management of the company, the group (as defined in Core Investment Companies (Reserve Bank) Directions, 2016) does not have more than one CIC as part of the Group.
- (xvii) The Company has not incurred cash losses during the financial year covered by our audit and the immediately preceding financial year.
- (xviii) There has been no resignation of the statutory auditors of the Company during the year.
- (xix) On the basis of the financial ratios, ageing and expected dates of realisation of financial assets and payment of financial liabilities, other information accompanying the financial statements and our knowledge of the Board of Directors and Management plans and based on our examination of the evidence supporting the assumptions, nothing has come to our attention, which causes us to believe that any material uncertainty exists as on the date of the audit report



indicating that Company is not capable of meeting its liabilities existing at the date of balance sheet as and when they fall due within a period of one year from the balance sheet date.

(xx) The provision of Sec 135 of Companies Act 2013 is not applicable to the company, accordingly reporting under clause 3(xx)(a) and (b) is not applicable.

**For MRKS And Associates
Chartered Accountants
FRN: 023711N**



**Kamal Ahuja
(Partner)
M. No.: 505788
Place: New Delhi
Date: 27.05.2022
UDIN: 22505788AJSRXP4147**

ANNEXURE B TO INDEPENDENT AUDITORS' REPORT

(Referred to in paragraph 2(f) under 'Report on other Legal and regulatory requirements' section of our report to the members of Indiabulls Alternate Investments Limited of even date)

Report on the Internal Financial Controls under Clause (i) of Sub-section 3 of Section 143 of the Companies Act, 2013 ("the Act")

We have audited the internal financial controls over financial reporting of **Indiabulls Alternate Investments Limited, ("the Company")** as of March 31, 2022 in conjunction with our audit of the Ind AS financial statements of the Company for the year ended on that date.

Management's Responsibility for Internal Financial Controls

The Company's management is responsible for establishing and maintaining internal financial controls based on the internal control over financial reporting criteria established by the Company considering the essential components of internal control stated in the Guidance Note on Audit of Internal Financial Controls over Financial Reporting issued by the Institute of Chartered Accountants of India ('ICAI'). These responsibilities include the design, implementation and maintenance of adequate internal financial controls that were operating effectively for ensuring the orderly and efficient conduct of its business, including adherence to company's policies, the safeguarding of its assets, the prevention and detection of frauds and errors, the accuracy and completeness of the accounting records, and the timely preparation of reliable financial information, as required under the Companies Act, 2013.

Auditors' Responsibility

Our responsibility is to express an opinion on the Company's internal financial controls over financial reporting based on our audit. We conducted our audit in accordance with the Guidance Note on Audit of Internal Financial Controls over Financial Reporting (the "Guidance Note") and the Standards on Auditing, issued by ICAI and deemed to be prescribed under section 143(10) of the Companies Act, 2013, to the extent applicable to an audit of internal financial controls, both applicable to an audit of Internal Financial Controls and, both issued by the Institute of Chartered Accountants of India. Those Standards and the Guidance Note require that we comply with ethical requirements and plan and perform the audit to obtain reasonable assurance about whether adequate internal financial controls over financial reporting was established and maintained and if such controls operated effectively in all material respects.

Our audit involves performing procedures to obtain audit evidence about the adequacy of the internal financial controls system over financial reporting and their operating effectiveness. Our audit of internal financial controls over financial reporting included obtaining an understanding of internal financial controls over financial reporting, assessing the risk that a material weakness exists, and testing and evaluating the design and operating effectiveness of internal control based on the assessed risk. The procedures selected depend on the auditor's judgment, including the assessment of the risks of material misstatement of the financial statements, whether due to fraud or error.

We believe that the audit evidence we have obtained is sufficient and appropriate to provide a basis for our audit opinion on the Company's internal financial controls system over financial reporting.



Meaning of Internal Financial Controls over Financial Reporting

A company's internal financial control with reference to financial statements is a process designed to provide reasonable assurance regarding the reliability of financial reporting and the preparation of standalone Ind AS financial statements for external purposes in accordance with generally accepted accounting principles. A company's internal financial control over financial reporting includes those policies and procedures that (1) pertain to the maintenance of records that, in reasonable detail, accurately and fairly reflect the transactions and dispositions of the assets of the company; (2) provide reasonable assurance that transactions are recorded as necessary to permit preparation of standalone Ind AS financial statements in accordance with generally accepted accounting principles, and that receipts and expenditures of the company are being made only in accordance with authorizations of management and directors of the company; and (3) provide reasonable assurance regarding prevention or timely detection of unauthorized acquisition, use, or disposition of the company's assets that could have a material effect on the standalone Ind AS financial statements.



Inherent Limitations of Internal Financial Controls Over Financial Reporting

Because of the inherent limitations of internal financial controls over financial reporting, including the possibility of collusion or improper management override of controls, material misstatements due to error or fraud may occur and not be detected. Also, projections of any evaluation of the internal financial controls over financial reporting to future periods are subject to the risk that the internal financial control over financial reporting may become inadequate because of changes in conditions, or that the degree of compliance with the policies or procedures may deteriorate.

Opinion

In our opinion, the Company has, in all material respects, an adequate internal financial controls with reference to Financial Statements and such internal financial controls with reference to financial reporting were operating effectively as at March 31, 2022, based on the criteria established by the Company considering the essential components of internal control stated in the Guidance Note on Audit of Internal Financial Controls Over Financial Reporting issued by the Institute of Chartered Accountants of India.

**For MRKS And Associates
Chartered Accountants
FRN: 023711N**



**Kamal Ahuja
(Partner)
M. No.: 505788
Place: New Delhi
Date: 27.05.2022
UDIN: 22505788AJSRXP4147**

Indiabulls Alternate Investments Limited
Balance Sheet as at 31 March 2022
(All amounts in Rs. thousand unless stated otherwise)


	Note No.	As at 31 March 2022	As at 31 March 2021
I. ASSETS			
(1) Financial assets			
(a) Cash and cash equivalents	4	28,521.95	36,233.81
(b) Receivables			
(i) Trade receivables	5	40,544.98	33,465.74
(c) Investments	6	22,800.87	29,346.64
		<u>91,867.80</u>	<u>99,046.19</u>
(2) Non-financial assets			
(a) Current tax assets (net)	7	460.11	373.57
(b) Deferred tax assets (net)	11	638.37	-
(c) Other non-financial assets	8	149.76	1,051.51
		<u>1,248.24</u>	<u>1,425.08</u>
TOTAL		<u><u>93,116.04</u></u>	<u><u>100,471.27</u></u>
II. LIABILITIES AND EQUITY			
(1) Financial liabilities			
(a) Trade payables	9		
(i) total outstanding dues of micro enterprises and small enterprises		-	-
(ii) total outstanding dues of creditors other than micro enterprises and small enterprises		280.45	15.00
		<u>280.45</u>	<u>15.00</u>
(2) Non-financial Liabilities			
(a) Current tax liabilities (net)	10	-	3,802.60
(b) Deferred tax Liability (net)	11	-	844.06
(c) Other non-financial liabilities	12	299.98	1,302.59
		<u>299.98</u>	<u>5,949.25</u>
(3) Equity			
(a) Equity share capital	13	50,500.00	50,500.00
(b) Other equity	14	42,035.61	44,007.02
		<u>92,535.61</u>	<u>94,507.02</u>
TOTAL		<u><u>93,116.04</u></u>	<u><u>100,471.27</u></u>


The accompanying notes are an integral part of the financial statements

This is the Balance Sheet referred to in our report of even date

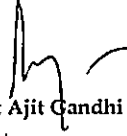
For MRKS and Associates


Chartered Accountants
FRN: 023711N


Kamal Ahuja
Partner
Membership No. 505788
New Delhi, 27 May 2022



For and on behalf of the Board of Directors


Amit Ajit Gandhi
Director
DIN: 07606699
New Delhi, 27 May 2022


Matbeer Singh Gosain
Director
DIN: 00347596

Indiabulls Alternate Investments Limited
Statement of Profit and Loss for the year ended 31 March 2022
(All amounts in Rs. thousand unless stated otherwise)

	Note No.	For the year ended 31 March 2022	For the year ended 31 March 2021
I. Revenue from operations			
Interest income	15	317.56	2,918.11
Fees and commission income	16	11,042.98	24,829.02
Net gain on fair value changes	17	-	863.86
Total revenue from operations		11,360.54	28,610.99
II. Other income	18	-	55.16
III. Total revenue (I + II)		11,360.54	28,666.15
IV. Expenses :			
Finance costs	19	662.26	7.01
Fees and commission expense	20	943.32	8,854.18
Net loss on fair value changes	17	4,959.58	-
Employee benefits expense	21	988.68	777.45
Other expenses	22	6,441.11	1,564.55
Total expenses		13,994.95	11,203.19
V. (Loss)/profit before exceptional items and tax (III-IV)		(2,634.41)	17,462.96
VI. Exceptional items		-	-
VII. (Loss)/profit before tax (V-VI)		(2,634.41)	17,462.96
VIII. Tax expense/(benefit) :	23		
(1) Current tax (including earlier years)		819.43	4,426.40
(2) Deferred tax		(1,482.43)	(51.77)
		(663.00)	4,374.63
IX. (Loss)/profit for the year (VII-VIII)		(1,971.41)	13,088.33
X. Other comprehensive income		-	-
XI. Total comprehensive income for the year (IX+X)		(1,971.41)	13,088.33
XII. Earnings per equity share (Rs.10 per share)	24		
(1) Basic		(0.39)	2.59
(2) Diluted		(0.39)	2.59

The accompanying notes are an integral part of the financial statements

This is the Statement of Profit and Loss referred to in our report of even date

For MRKS and Associates

Chartered Accountants

FRN: 023711N

Kamal Anuja

Partner

Membership No. 505788

New Delhi, 27 May 2022



For and on behalf of the Board of Directors

Amit Ajit Gandhi

Director

DIN: 07606699

New Delhi, 27 May 2022

Matbeer Singh Gosain

Director

DIN: 00347596

Indiabulls Alternate Investments Limited
Statement of Cash Flows for the year ended 31 March 2022
(All amounts in Rs. thousand unless stated otherwise)

	Year ended 31 March 2022	Year ended 31 March 2020
A Cash flow from operating activities :		
Net Profit/(Loss) before tax	(2,634.41)	17,462.96
Adjustments for :		
Gain on redemption of mutual funds	(930.57)	(1,069.56)
Net gain on fair value changes	5,890.15	205.70
Operating Profit/(Loss) before working capital changes	2,325.17	16,599.10
Increase/decrease in:-		
Decrease/(increase) in Other non-financial assets	901.75	8,933.98
(Increase)/decrease in trade receivables	(7,079.24)	(23,875.15)
(Increase)/decrease in other receivables	-	-
(Decrease)/increase trade payables	265.45	(5.00)
Increase/(decrease) in Other financial liabilities	-	(3.49)
(Decrease)/increase in Other non-financial liabilities	(1,002.61)	595.67
Cash generated from /(used in) operations	(4,589.48)	2,245.11
Direct taxes paid (net)	(4,708.57)	(451.18)
Net cash generated from/(used in) operating activities	(9,298.05)	1,793.93
B Cash flow from investing activities :		
Proceeds from redemption of funds (net)	1,586.19	76.63
Net cash generated from/(used in) investing activities	1,586.19	76.63
C Cash flow from financing activities	-	-
D Net increase/(decrease) in cash and cash equivalents (A+B+C)	(7,711.86)	1,870.56
E Cash and cash equivalents at the beginning of the year	36,233.81	34,363.25
F Cash and cash equivalents at the close of the year (D + E)	28,521.95	36,233.81



Indiabulls Alternate Investments Limited
Statement of Cash Flows for the year ended 31 March 2022
(All amounts in Rs. thousand unless stated otherwise)

Notes to the Statement of Cash flows for the year ended 31 March 2022:

- 1 The above Statement of Cash Flows has been prepared under the "Indirect Method" as set out in Indian Accounting Standard (Ind AS) - 7 on 'Statement of Cash Flows' as specified under Section 133 of the Companies Act, 2013 ("the Act") read with Rule 7 of the Companies (Accounts) Rules, 2014, as amended.

	As at 31 March 2022	As at 31 March 2021
2 Cash and cash equivalents as at the close of the year include:		
Cash in hand	-	-
Balances with banks:		
- in current accounts	28,521.95	36,233.81
Cash and cash equivalents at the end of the year	<u>28,521.95</u>	<u>36,233.81</u>

The accompanying notes form an integral part of these financial statements

This is the Statement of Cash Flows referred to in our report of even date

For MRKS and Associates

Chartered Accountants

FRN: 023711N

Kamal Ahuja
Partner

Membership No. 505788

New Delhi, 27 May 2022



For and on behalf of the Board of Directors

Amit Ajit Gandhi
Director

DIN: 07606699

New Delhi, 27 May 2022

Matbeer Singh Gosain
Director

DIN: 00347596

Indiabulls Alternate Investments Limited

Statement of Changes in Equity for the year ended 31 March 2022

(All amounts in Rs. thousand unless stated otherwise)

A. Equity Share Capital

(i) Current reporting Year

Balance as at 1 April 2021	Changes in Equity Share Capital due to prior period errors	Restated balance as at 1 April 2021	Changes in equity share capital during the current year	Balance as at 31 March 2022
50,500.00	-	50,500.00	-	50,500.00

(ii) Previous reporting Year

Balance as at 1 April 2020	Changes in Equity Share Capital due to prior period errors	Restated balance as at 1 April 2020	Changes in equity share capital during the current year	Balance as at 31 March 2021
50,500.00	-	50,500.00	-	50,500.00

B. Other Equity

(i) Current Reporting Year

Particulars	Retained earnings	Total
Balance as at 31 March 2021	44,007.02	44,007.02
Loss during the year	(1,971.41)	(1,971.41)
Balance as at 31 March 2022	42,035.61	42,035.61

(ii) Previous Reporting Year

Particulars	Retained earnings	Total
Balance as at 1 April 2020	30,918.69	30,918.69
Profit during the year	13,088.33	13,088.33
Balance as at 31 March 2021	44,007.02	44,007.02

The accompanying notes are an integral part of the financial statements

This is the Statement of Changes in Equity referred to in our report of even date

For MRKS and Associates

Chartered Accountants

FRN: 023711N

Kamal Ahuja

Partner

Membership No. 505788

New Delhi, 27 May 2022



For and on behalf of the Board of Directors

Amit Ajit Gandhi

Director

DIN: 07606699

New Delhi, 27 May 2022

Matbeer Singh Gosain

Director

DIN: 00347596

Indiabulls Alternate Investments Limited

Summary of significant accounting policies and other explanatory information for the year ended 31 March 2022

(All amounts in Rs. thousand unless stated otherwise)

Note - 1

Company Overview:

Indiabulls Alternate Investments Limited ("IBAIL" or "the Company", CIN:-U74999DL2016PLC290926) was incorporated on 10 February 2016. The Company is engaged primarily in the business of raising or acquiring funds for and managing mutual funds, venture capital funds, offshore funds, pension funds, provident funds, insurance funds, alternative investment funds or any other funds.

The company is domiciled in India and its registered office is situated at M-62 & 63, First Floor, Connaught Place, New Delhi-110001.

Note - 2

2.1 - Basis of Preparation of Financial Statements:

The financial statements are prepared under the historical cost convention on an accrual basis in accordance with the Indian Accounting Standards (Ind AS) notified under Section 133 of the Companies Act, 2013 ("the Act") read together with the Companies (Indian Accounting Standards) Rules, 2015 (as amended) and other relevant provisions of the Act. The Company has uniformly applied the accounting policies for all the periods presented in these financial statements.

The financial statements for the year ended 31 March 2021 were authorised and approved for issue by the Board of Directors on 27 May 2022

2.2 - Historical cost convention

The financial statements have been prepared on going concern basis in accordance with accounting principles generally accepted in India. Further, the financial statements have been prepared on historical cost basis except for certain financial assets and financial liabilities and share based payments which are measured at fair values as explained in relevant accounting policies.

Note - 3

Significant Accounting Policies:

a) Use of estimates and judgements:

In preparing these Ind AS financial statements, management has made judgements, estimates and assumptions that affect the application of accounting policies and the reported amounts of assets, liabilities, income and expenses. Actual results may differ from these estimates. Estimates and underlying assumptions are reviewed on an ongoing basis. Revisions to accounting estimates are recognised prospectively.

b) Revenue Recognition:

- Income from management fee is recognised on accrual basis.
- The Company designates certain financial assets for subsequent measurement at fair value through profit and loss (FVTPL) or fair value through other comprehensive income (FVOCI). The Company recognises gains on fair value change of financial assets measured at FVTPL and realised gain on derecognition of financial asset measured at FVTPL and FVOCI on net basis.
- Income from interest is recognized on accrual basis using EIR method.
- Income from fee based consultancy is recognised on an accrual basis.
- Dividend Income on units of Mutual Fund is recognized when the right to receive dividend is unconditionally established and any gains/losses are recognized on the date of redemption.

c) Taxes on Income:


Current tax

Current Tax is determined at the amount of tax payable in respect of taxable profit for the year as per the Income-tax Act, 1961. Taxable profit differs from 'profit before tax' as reported in the financial statement of profit and loss because of items of income or expense that are taxable or deductible in other years and items that are never taxable or deductible. The Entity's current tax is calculated using tax rate that has been enacted by the end of the reporting period.

Deferred tax

Deferred tax is recognised on temporary differences between the carrying amounts of assets and liabilities in the financial statements and the corresponding tax bases used in the computation of taxable profit. Deferred tax liabilities are generally recognised for all taxable temporary differences. Deferred tax assets are generally recognised for all deductible temporary differences to the extent that it is probable that taxable profits will be available against which those deductible temporary differences can be utilised. Such deferred tax assets and liabilities are not recognised if the temporary difference arises from the initial recognition (other than in a business combination) of assets and liabilities in a transaction that affects neither the taxable profit nor the accounting profit.

The carrying amount of deferred tax assets is reviewed at the end of each reporting period and reduced to the extent that it is no longer probable that sufficient taxable profits will be available to allow all or part of the asset to be recovered



Indiabulls Alternate Investments Limited

Summary of significant accounting policies and other explanatory information for the year ended 31 March 2022

(All amounts in Rs. thousand unless stated otherwise)

The measurement of deferred tax liabilities and assets reflects the tax consequences that would follow from the manner in which the Entity expects, at the end of the reporting period, to recover or settle the carrying amount of its assets and liabilities. Deferred tax liabilities and assets are measured at the tax rates that are expected to apply in the period in which the liability is settled or the asset realised, based on tax rates (and tax laws) that have been enacted or substantively enacted by the end of the reporting period.

Current and deferred tax are recognised in profit or loss, except when they relate to items that are recognised in other comprehensive income or directly in equity, in which case, the current and deferred tax are also recognised in other comprehensive income or directly in equity respectively.

d) Property, plant and equipment

All property, plant and equipment are initially recognised at cost. Cost comprises the purchase price and any directly attributable cost to bring the asset to its working condition for its intended use. An item of property, plant and equipment and any significant part initially recognised is derecognised upon disposal or when no future economic benefits are expected from its use or disposal. Any gain or loss arising on derecognition of the asset (calculated as the difference between the net disposal proceeds and the carrying amount of the asset) is included in the income statement when the asset is derecognised.

Depreciation on Property, plant and equipment is provided on straight-line method as per the useful life prescribed in Schedule II to the Companies Act, 2013. Assets costing less than Rs. 5,000 each are fully depreciated in the year of capitalisation.

e) Intangible assets

Intangible assets with finite useful lives that are acquired separately are carried at cost less accumulated amortisation and accumulated impairment losses. Amortisation is recognised on a straight-line basis over their estimated useful lives. The estimated useful life and amortisation method are reviewed at the end of each reporting period, with the effect of any changes in estimate being accounted for on a prospective basis.

The estimated useful life of the intangible assets and the amortisation period are reviewed at the end of each financial year and the amortisation period is revised to reflect the changed pattern, if any.

An intangible asset is derecognised on disposal, or when no future economic benefits are expected from use or disposal. Gains or losses arising from derecognition of an intangible asset, measured at the difference between the net disposal proceeds and the carrying amount of the asset, and are recognised in profit or loss when the asset is derecognised.

f) Impairment of assets

The Company assesses at each Balance Sheet date whether there is any indication that an asset may be impaired. If any such indication exists, the Company estimates the recoverable amount of the asset. The recoverable amount is the higher of an asset's net selling price and its value in use. If such recoverable amount of the asset or the recoverable amount of the cash generating unit to which the asset belongs is less than its carrying amount, the carrying amount is reduced to its recoverable amount. The reduction is treated as an impairment loss and is recognised in the Statement of Profit and Loss. If at the Balance Sheet date there is an indication that if a previously assessed impairment loss no longer exists, the recoverable amount is reassessed and the asset is reflected at the recoverable amount.

g) Borrowing Costs:

Borrowing costs that are attributable to the acquisition, construction or production of qualifying assets are capitalized as part of cost of such assets. All other borrowing costs are charged to revenue.

h) Provisions, Contingent Liabilities and Contingent Assets:

Provisions are recognised only when there is a present obligation as a result of past events and when a reliable estimate of the amount of obligation can be made. Contingent liability is disclosed for (1) Possible obligations which will be confirmed only by future events not wholly within the control of the Company or (2) Present obligations arising from past events where it is not probable that an outflow of resources will be required to settle the obligation or a reliable estimate of the amount of the obligation cannot be made. Contingent Assets are not recognised in the financial statements since this may result in the recognition of income that may never be realised.

i) Financial instruments

A financial instrument is any contract that gives rise to a financial asset of one entity and a financial liability or equity instrument of another.



Indiabulls Alternate Investments Limited

Summary of significant accounting policies and other explanatory information for the year ended 31 March 2022

(All amounts in Rs. thousand unless stated otherwise)

I. Financial assets

Initial recognition and measurement

All financial assets are recognized initially at fair value plus, in the case of financial assets not recorded at fair value through profit or loss, transaction costs that are attributable to the acquisition or issue of the financial asset.

Subsequent measurement

Debt instruments at amortized cost

A 'debt instrument' is measured at the amortized cost if both the following conditions are met:

- (a) The asset is held within a business model whose objective is to hold assets for collecting contractual cash flows, and
- (b) Contractual terms of the asset give rise on specified dates to cash flows that are solely payments of principal and interest ('SPPI') on the principal amount outstanding.

After initial measurement, such financial assets are subsequently measured at amortized cost using the effective interest rate ('EIR') method. Amortized cost is calculated by taking into account any discount or premium on acquisition and fees or costs that are an integral part of the EIR. The EIR amortization is included in finance income in the profit or loss. The losses arising from impairment are recognized in the profit or loss. This category generally applies to trade and other receivables.

Debt instrument at FVTOCI (Fair Value through OCI)

A 'debt instrument' is classified as at the FVTOCI if both of the following criteria are met:

- (a) The objective of the business model is achieved both by collecting contractual cash flows and selling the financial assets, and
- (b) The asset's contractual cash flows represent SPPI.

Debt instruments included within the FVTOCI category are measured initially as well as at each reporting date at fair value. Fair value movements are recognized in the OCI. However, the Company recognizes interest income, impairment losses & reversals and foreign exchange gain or loss in the profit and loss. On derecognition of the asset, cumulative gain or loss previously recognized in OCI is reclassified from the equity to profit and loss. Interest earned whilst holding FVTOCI debt instrument is reported as interest income using the EIR method.

Debt instrument at FVTPL (Fair value through profit or loss)

FVTPL is a residual category for debt instruments. Any debt instrument, which does not meet the criteria for categorization as at amortized cost or as FVTOCI, is classified as at FVTPL.

In addition, the Company may elect to classify a debt instrument, which otherwise meets amortized cost or FVTOCI criteria, as at FVTPL. However, such election is allowed only if doing so reduces or eliminates a measurement or recognition inconsistency (referred to as 'accounting mismatch'). Debt instruments included within the FVTPL category are measured at fair value with all changes recognized in the profit and loss.

Equity Investments

All equity investments in entities other than tax free bonds and fixed deposits are measured at fair value. Equity instruments which are held for trading are classified as at FVTPL. For all other equity instruments, the Company decides to classify the same either as at FVTOCI or FVTPL. The Company makes such election on an instrument by instrument basis. The classification is made on initial recognition and is irrevocable.

If the Company decides to classify an equity instrument as at FVTOCI, then all fair value changes on the instrument, excluding dividends, are recognized in the OCI. There is no recycling of the amounts from OCI to P&L, even on sale of investment. However, the Company may transfer the cumulative gain or loss within equity.

Equity instruments included within the FVTPL category are measured at fair value with all changes recognized in the profit and loss. Investments in tax free bonds and fixed deposits are measured at amortised cost.

Derecognition

A financial asset (or, where applicable, a part of a financial asset or part of a Company of similar financial assets) is primarily derecognized (i.e. removed from the Company's balance sheet) when:

- The rights to receive cash flows from the asset have expired, or
- The Company has transferred its rights to receive cash flows from the asset or has assumed an obligation to pay the received cash flows in full without material delay to a third party under a 'pass-through' arrangement; and either (a) the Company has transferred substantially all the risks and rewards of the asset, or (b) the Company has neither transferred nor retained substantially all the risks and rewards of the asset, but has transferred control of the asset.



Indiabulls Alternate Investments Limited

Summary of significant accounting policies and other explanatory information for the year ended 31 March 2022

(All amounts in Rs. thousand unless stated otherwise)

Impairment of financial assets

In accordance with Ind AS 109, the Company applies expected credit loss (ECL) model for measurement and recognition of impairment loss on the following financial assets and credit risk exposure:

- a) Financial assets that are debt instruments, and are measured at amortized cost e.g., loans, debt securities, deposits, trade receivables and bank balance.
- b) Trade receivables under Ind AS 18.

For recognition of impairment loss on other financial assets and risk exposure, the Company determines that whether there has been a significant increase in the credit risk since initial recognition. If credit risk has not increased significantly, 12-month ECL is used to provide for impairment loss. However, if credit risk has increased significantly, lifetime ECL is used.

If, in a subsequent period, credit quality of the instrument improves such that there is no longer a significant increase in credit risk since initial recognition, then the entity reverts to recognizing impairment loss allowance based on 12-month ECL.

II. Financial liabilities

Initial recognition and measurement

Financial liabilities are classified, at initial recognition, as financial liabilities at fair value through profit or loss, borrowings, payables, or as derivatives designated as hedging instruments in an effective hedge, as appropriate. All financial liabilities are recognized initially at fair value and, in the case of borrowings and payables, net of directly attributable transaction costs. The Company's financial liabilities include trade and other payables.

Subsequent measurement

The measurement of financial liabilities depends on their classification, as described below:

Financial liabilities at amortized cost

After initial measurement, such financial liabilities are subsequently measured at amortized cost using the EIR method. Gains and losses are in profit or loss when the liabilities are derecognized as well as through the EIR amortization process. Amortized cost is calculated by taking into account any discount or premium on acquisition and fees or costs that are an integral part of the EIR. The EIR amortization is included in finance costs in the profit or loss. This category generally applies to trade payables and other contractual liabilities.

Financial liabilities at fair value through profit or loss

Financial liabilities at fair value through profit or loss include financial liabilities held for trading and financial liabilities designated upon initial recognition as at fair value through profit or loss. Financial liabilities are classified as held for trading if they are incurred for the purpose of repurchasing in the near term. This category also includes derivative financial instruments entered into by the Company that are not designated as hedging instruments in hedge relationships as defined by Ind-AS 109.

Gains or losses on liabilities held for trading are recognized in the profit or loss.

Financial liabilities designated upon initial recognition at fair value through profit or loss are designated at the initial date of recognition, and only if the criteria in Ind AS 109 are satisfied. For liabilities designated as FVTPL, fair value gains/losses attributable to changes in own credit risk are recognized in OCI. These gains/losses are not subsequently transferred to profit and loss. However, the Company may transfer the cumulative gain or loss within equity. All other changes in fair value of such liability are recognized in the statement of profit or loss. The Company has not designated any financial liability as at fair value through profit and loss.

Derecognition

A financial liability is derecognized when the obligation under the liability is discharged or cancelled or expires. When an existing financial liability is replaced by another from the same lender on substantially different terms, or the terms of an existing liability are substantially modified, such an exchange or modification is treated as the derecognition of the original liability and the recognition of a new liability. The difference in the respective carrying amounts is recognized in the statement of profit or loss.

j) Offsetting financial instruments

Financial assets and liabilities are offset and the net amount is reported in the balance sheet where there is a legally enforceable right to offset the recognised amounts and there is an intention to settle on a net basis or realise the asset and settle the liability simultaneously.

The legally enforceable right must not be contingent on future events and must be enforceable in the normal course of business and in the event of default, insolvency or bankruptcy of the Company or the counterparty.



Indiabulls Alternate Investments Limited

Summary of significant accounting policies and other explanatory information for the year ended 31 March 2022

(All amounts in Rs. thousand unless stated otherwise)

k) Recent accounting pronouncements

Ministry of Corporate Affairs ("MCA") notifies new standard or amendments to the existing standards under Companies (Indian Accounting Standards) Rules as issued from time to time. On March 23, 2022, MCA amended the Companies (Indian Accounting Standards) Amendment Rules, 2022, applicable from April 1st, 2022, as below:

Ind AS 103 - Reference to Conceptual Framework

The amendments specify that to qualify for recognition as part of applying the acquisition method, the identifiable assets acquired and liabilities assumed must meet the definitions of assets and liabilities in the Conceptual Framework for Financial Reporting under Indian Accounting Standards (Conceptual Framework) issued by the Institute of Chartered Accountants of India at the acquisition date. These changes do not significantly change the requirements of Ind AS 103. The Company does not expect the amendment to have any significant impact in its financial statements.

Ind AS 16 - Proceeds before intended use

The amendments mainly prohibit an entity from deducting from the cost of property, plant and equipment amounts received from selling items produced while the company is preparing the asset for its intended use. Instead, an entity will recognise such sales proceeds and related cost in profit or loss. The Company does not expect the amendments to have any impact in its recognition of its property, plant and equipment in its financial statements.

Ind AS 37 - Onerous Contracts - Costs of Fulfilling a Contract

The amendments specify that that the 'cost of fulfilling' a contract comprises the 'costs that relate directly to the contract'. Costs that relate directly to a contract can either be incremental costs of fulfilling that contract (examples would be direct labour, materials) or an allocation of other costs that relate directly to fulfilling contracts. The amendment is essentially a clarification and the Company does not expect the amendment to have any significant impact in its financial statements.

Ind AS 109 - Annual Improvements to Ind AS (2021)

The amendment clarifies which fees an entity includes when it applies the '10 percent' test of Ind AS 109 in assessing whether to derecognise a financial liability. The Company does not expect the amendment to have any significant impact in its financial statements.

Ind AS 106 - Annual Improvements to Ind AS (2021)

The amendments remove the illustration of the reimbursement of leasehold improvements by the lessor in order to resolve any potential confusion regarding the treatment of lease incentives that might arise because of how lease incentives were described in that illustration. The Company does not expect the amendment to have any significant impact in its financial statements.

(This space has been intentionally left blank)



Indiabulls Alternate Investments Limited

Summary of significant accounting policies and other explanatory information for the year ended 31 March 2022

(All amounts in Rs. thousand unless stated otherwise)

Note - 4

Cash and cash equivalents	As at 31 March 2022	As at 31 March 2021
Balance with banks - in current accounts	28,521.95	36,233.81
	<u>28,521.95</u>	<u>36,233.81</u>

Note - 5

Trade receivables	As at 31 March 2022	As at 31 March 2021
Considered good		
- Secured	-	-
- Unsecured	40,544.98	33,465.74
Having significant increase in credit risk	-	-
	<u>40,544.98</u>	<u>33,465.74</u>
Less: Impairment loss allowance	-	-
	<u>40,544.98</u>	<u>33,465.74</u>

(i) Ageing schedule as at 31 March 2022

S no	Particulars	Less than 6 months	6 months -1 year	1-2 years	2-3 years	More than 3 years	Total
(i)	Undisputed Trade receivables - considered good	5,459.39	7,571.32	19,740.24	7,774.03	-	40,544.98
(ii)	Undisputed Trade Receivables - which have significant increase in credit risk	-	-	-	-	-	-
(iii)	Undisputed Trade Receivables - credit impaired	-	-	-	-	-	-
(iv)	Disputed Trade Receivables - considered good	-	-	-	-	-	-
(v)	Disputed Trade Receivables - which have significant increase in credit risk	-	-	-	-	-	-
(vi)	Disputed Trade Receivables - credit impaired	-	-	-	-	-	-

(ii) Ageing schedule as at 31 March 2021

S no	Particulars	Less than 6 months	6 months -1 year	1-2 years	2-3 years	More than 3 years	Total
(i)	Undisputed Trade receivables - considered good	24,519.24	-	8,946.50	-	-	33,465.74
(ii)	Undisputed Trade Receivables - which have significant increase in credit risk	-	-	-	-	-	-
(iii)	Undisputed Trade Receivables - credit impaired	-	-	-	-	-	-
(iv)	Disputed Trade Receivables - considered good	-	-	-	-	-	-
(v)	Disputed Trade Receivables - which have significant increase in credit risk	-	-	-	-	-	-
(vi)	Disputed Trade Receivables - credit impaired	-	-	-	-	-	-

No trade or other receivable are due from directors of the company either severally or jointly with any other person. Nor any trade or other receivable are due from firms or private companies respectively in which any director is a partner, a director or a member

Note - 6

Investments	As at 31 March 2022	As at 31 March 2021
At fair value through profit or loss		
Investment in alternative funds:		
Indiabulls India Opportunities Fund	22,800.87	29,346.64
	<u>22,800.87</u>	<u>29,346.64</u>

Note - 7

Current tax assets (net)	As at 31 March 2022	As at 31 March 2021
Advance income tax/tax deducted at source	460.11	373.57
(Net of provision for tax 31 March 2022 : Rs.7,466.68 thousands; 31 March 2021 : 2,199.57 thousands.)	<u>460.11</u>	<u>373.57</u>



Indiabulls Alternate Investments Limited

Summary of significant accounting policies and other explanatory information for the year ended 31 March 2022


(All amounts in Rs. thousand unless stated otherwise)

Note - 8

Other non-financial assets

	As at 31 March 2022	As at 31 March 2021
(a) Prepaid expenses	-	943.32
(b) Balance with government authorities	149.76	8.19
(c) Others (unsecured, considered good)	-	100.00
	<u>149.76</u>	<u>1,051.51</u>

(This space has been intentionally left blank)



Indiabulls Alternate Investments Limited

Summary of significant accounting policies and other explanatory information for the year ended 31 March 2022

(All amounts in Rs. thousand unless stated otherwise)

Note - 9

Trade payables	As at 31 March 2022	As at 31 March 2021
(a) Total outstanding due to micro enterprises and small enterprises	280.45	15.00
(b) Total outstanding due to creditors other than micro enterprises and small enterprises	280.45	15.00

(i) On the basis of confirmations obtained from suppliers who have registered themselves under the Micro, Small and Medium Enterprise Development Act, 2006 (MSMED Act, 2006) and based on the information available with the Company, the following are the details:

Particulars	As at 31 March 2022	As at 31 March 2021
(i) Principal amount remaining unpaid to any supplier as at the end of the accounting year	Nil	Nil
(ii) Interest due thereon remaining unpaid to any supplier as at the end of the accounting year	Nil	Nil
(iii) The amount of interest paid along with the amounts of the payment made to the supplier beyond the appointed day	Nil	Nil
(iv) The amount of interest due and payable for the year	Nil	Nil
(v) The amount of interest accrued and remaining unpaid at the end of the accounting year	Nil	Nil
(vi) The amount of further interest due and payable even in the succeeding year, until such date when the interest dues as above are actually paid	Nil	Nil

The above information regarding Micro and Small Enterprises has been determined to the extent such parties have been identified on the basis of the information available with the Company. This has been relied upon by the Auditors.

(ii) Ageing Schedule as at 31 March 2022 (Outstanding from due date of payment)

S no	Particulars	Less than 1 year	1-2 years	2-3 years	More than 3 years	Total
(i)	MSME	-	-	-	-	-
(ii)	Others	280.45	-	-	-	280.45
(iii)	Disputed dues - MSME	-	-	-	-	-
(iv)	Disputed dues - Others	-	-	-	-	-

(iii) Ageing Schedule as at 31 March 2021 (Outstanding from due date of payment)

S no	Particulars	Less than 1 year	1-2 years	2-3 years	More than 3 years	Total
(i)	MSME	-	-	-	-	-
(ii)	Others	15.00	-	-	-	15.00
(iii)	Disputed dues - MSME	-	-	-	-	-
(iv)	Disputed dues - Others	-	-	-	-	-

Note - 10

Current tax liabilities (net)	As at 31 March 2022	As at 31 March 2021
Provision for Taxation	-	3,802.60
(Net of advance tax/tds 31 March 2022 :Rs 7,926.79 thousands; 31 March 2021 : Rs.4,447.69 thousands.)	-	3,802.60



Indiabulls Alternate Investments Limited

Summary of significant accounting policies and other explanatory information for the year ended 31 March 2022

(All amounts in Rs. thousand unless stated otherwise)

Note - 11

Deferred tax assets/liability (net)	As at 31 March 2022	As at 31 March 2021
Deferred tax liability:		
Fair valuation of investments	(638.37)	844.06
Deferred tax liability (net)	(638.37)	844.06

Movement in deferred tax liability (For the year ended 31 March 2022)	Net balance 1 April 2021	Recognised in profit and loss	Recognised in OCI	Net balance 31 March 2022
Deferred tax assets:	-	-	-	-
Deferred tax liability:				
Fair value on investments	844.06	(1,482.43)	-	(638.37)
Deferred tax liability (net)	844.06	(1,482.43)	-	(638.37)

Movement in deferred tax liability (For the year ended 31 March 2021)	Net balance 1 April 2020	Recognised in profit and loss	Recognised in OCI	Net balance 31 March 2021
Deferred tax assets:	-	-	-	-
Deferred tax liability:				
Fair value on investments	895.83	(51.77)	-	844.06
Deferred tax liability (net)	895.83	(51.77)	-	844.06

Note - 12

Other non-financial liabilities	As at 31 March 2022	As at 31 March 2021
Statutory dues payables	299.98	1,302.59
	299.98	1,302.59

(This space has been intentionally left blank)



Indiabulls Alternate Investments Limited

Summary of significant accounting policies and other explanatory information for the year ended 31 March 2022

(All amounts in Rs. thousand unless stated otherwise)

Note - 13

Equity share capital	As at 31 March 2022		As at 31 March 2021	
	No. of shares	Amount	No. of shares	Amount
(i) Authorised				
Equity shares of face value of Rs. 10 each	10,000,000	100,000.00	10,000,000	100,000.00
	10,000,000	100,000.00	10,000,000	100,000.00
Issued, subscribed and fully paid up				
Equity Shares of face value of Rs. 10 each fully paid up	5,050,000	50,500.00	5,050,000	50,500.00
	5,050,000	50,500.00	5,050,000	50,500.00

(ii) Reconciliation of the number of shares and amount outstanding at the beginning and at the end of the financial year :

Equity shares, fully paid-up	As at 31 March 2022		As at 31 March 2021	
	No. of shares	Amount (Rs.)	No. of shares	Amount (Rs.)
Opening balance	5,050,000	50,500.00	5,050,000	50,500.00
Addition during the year	-	-	-	-
Closing Balance	5,050,000	50,500.00	5,050,000	50,500.00

(iii) Terms/rights attached to equity shareholders:-

(a) The Company has only one class of Equity Shares having a face value of Rs. 10 per share. Each holder of Equity Share is entitled to one vote per share. The final dividend proposed by the Board of Directors, if any, is subject to the approval of the shareholders in the ensuing Annual General Meeting.

(b) In the event of liquidation of the Company, the holders of Equity Shares will be entitled to receive remaining assets of the Company, after distribution of all preferential amounts. The distribution will be in proportion to the number of Equity Shares held by the shareholders.

(iv) Shares held by Shareholders each holding more than 5% shares:

Equity shares, fully paid-up	As at 31 March 2022		As at 31 March 2021	
	No. of shares held	% of Holding	No. of shares held	% of Holding
Equity Share of face value of Rs.10 each fully paid up Indiabulls Distribution Services Limited and its nominees	5,050,000	100%	5,050,000	100%
	5,050,000	100%	5,050,000	100%

(v) Shares held by promoters at the end of the year

As at 31 March 2022:

Promoter name	No. of Shares	% of total shares	% Change
Indiabulls Distribution Services Limited	5,050,000.00	100.00%	Nil

As at 31 March 2021:

Promoter name	No. of Shares	% of total shares	% Change
Indiabulls Distribution Services Limited	5,050,000.00	100.00%	Nil

Note - 14

Other equity	As at	As at
	31 March 2022	31 March 2021
Retained earnings	42,035.61	44,007.02
	42,035.61	44,007.02



Indiabulls Alternate Investments Limited

Summary of significant accounting policies and other explanatory information for the year ended 31 March 2022

(All amounts in Rs. thousand unless stated otherwise)

Note - 15

Interest income	For the year ended 31 March 2022	For the year ended 31 March 2021
On financial assets measured at fair value through profit or loss -		
Interest income on investments		
- Interest on investments in alternative fund	317.56	2,918.11
Total	317.56	2,918.11

Note - 16

Fees and commission income	For the year ended 31 March 2022	For the year ended 31 March 2021
Management Fee	11,042.98	16,729.02
Consultancy fees	-	8,100.00
Total	11,042.98	24,829.02

Note - 17

Net gain/(loss) on fair value changes	For the year ended 31 March 2022	For the year ended 31 March 2021
(A) Net gain/(loss) on financial instruments at fair value through profit and loss account :-		
(a) Gain on redemption of mutual funds	930.57	1,069.56
(b) Gain on fair valuation of alternative funds	(5,890.15)	(205.70)
Total Net gain on fair value changes	(4,959.58)	863.86
Realised	930.57	1,069.56
Unrealised	(5,890.15)	(205.70)
	(4,959.58)	863.86

Note - 18

Other income	For the year ended 31 March 2022	For the year ended 31 March 2021
Interest on income tax refund	-	54.47
Miscellaneous income	-	0.69
Total	-	55.16

Note - 19

Finance costs	For the year ended 31 March 2022	For the year ended 31 March 2021
Other interest expense		
- Interest on taxes	662.26	7.01
Total	662.26	7.01

Note - 20

Fees and commission expense	For the year ended 31 March 2022	For the year ended 31 March 2021
Commission	943.32	8,854.18
Total	943.32	8,854.18

Note - 21

Employee benefits expense	For the year ended 31 March 2022	For the year ended 31 March 2021
Salaries and wages	988.68	777.45
Total	988.68	777.45



Indiabulls Alternate Investments Limited

Summary of significant accounting policies and other explanatory information for the year ended 31 March 2022

(All amounts in Rs. thousand unless stated otherwise)

Note - 22

Other expenses	For the year ended 31 March 2022	For the year ended 31 March 2021
Payment to Statutory Auditors*		
- For statutory audit	50.00	30.00
Legal and professional charges	6,287.00	1,525.50
Rates and taxes	104.07	9.00
Bank Charges	0.04	0.05
	<u>6,441.11</u>	<u>1,564.55</u>
* Auditor's remuneration		
As auditor	50.00	30.00
For certification	-	-

Note - 23

Tax expenses	For the year ended 31 March 2022	For the year ended 31 March 2021
A. The major components of income tax expense for the year as under:		
Income tax recognised in profit & loss accounts -		
Current tax	819.43	4,426.40
Deferred tax	(1,482.43)	(51.77)
	<u>(663.00)</u>	<u>4,374.63</u>
B. Reconciliation of tax expense and the accounting profit for the year as under:		
Accounting profit before tax	(2,634.41)	17,462.96
Income tax rate	25.17%	25.17%
Expected tax expenses	(663.02)	4,395.08
Earlier year tax expenses	-	(21.29)
Tax impact of expenses which will not be allowed	0.02	0.84
Income tax expenses recognised in profit & loss account	<u>(663.00)</u>	<u>4,374.63</u>

Note - 24

Earnings per share:

The basic earnings per share is computed by dividing the net profit attributable to equity shareholders for the period by the weighted average number of equity shares outstanding during the reporting year. Diluted earnings per share are computed using the weighted average number of equity shares and also the weighted average number of equity shares that could have been issued on the conversion of all dilutive potential equity shares. The dilutive potential equity shares are adjusted for the proceeds receivable, had the shares been actually issued at fair value.

Dilutive potential equity shares are deemed converted as of the beginning of the year, unless they have been issued at a later date. The number of equity shares and potential diluted equity shares are adjusted for stock split, bonus shares and the potential dilutive effect of employee stock option plan as appropriate.

	For the year ended 31 March 2022	For the year ended 31 March 2021
Net Profit(Loss) available for Equity Shareholders (Rs. thousands)	(1,971.41)	13,088.33
Nominal Value of Equity Shares - (Rs.)	10	10
Weighted average number of Equity Shares used for computing Basic and Diluted earnings per share	5,050,000	5,050,000
Earnings Per Share - Basic & Diluted (Rs.)	(0.39)	2.59



Indiabulls Alternate Investments Limited

Summary of significant accounting policies and other explanatory information for the year ended 31 March 2022

(All amounts in Rs. thousand unless stated otherwise)

Note 25

Financial instruments

A Financial assets and liabilities

The carrying amounts of financial instruments by category are as follows:

Particulars	Note	As at 31 March 2022	As at 31 March 2021
Financial assets measured at fair value			
Investments measured at			
(i) Fair value through profit or loss	Note - 6	22,800.87	29,346.64
Financial assets measured at amortised cost			
Cash and cash equivalents	Note - 4	28,521.95	36,233.81
Trade receivables	Note - 5	40,544.98	33,465.74
Total		91,867.80	99,046.19
Financial liabilities measured at amortised cost			
Trade payables	Note - 9	280.45	15.00
Total		280.45	15.00

B Fair values hierarchy

Financial assets and financial liabilities are measured at fair value in the financial statements and are grouped into three Levels of a fair value hierarchy. The three Levels are defined based on the observability of significant inputs to the measurement, as follows:

The categories used are as follows:

Level 1: Quoted prices (unadjusted) for identical instruments in an active market;

Level 2: Directly (i.e. as prices) or indirectly (i.e. derived from prices) observable market inputs, other than Level 1 inputs; and

Level 3: Inputs which are not based on observable market data (unobservable inputs).

B.1 Financial assets and liabilities measured at fair value - recurring fair value measurements

As at 31 March 2022	Period	Level 1	Level 2	Level 3	Total
Financial assets					
Investments at fair value through profit or loss					
Investment in alternative fund	31 March 2022	22,800.87	-	-	22,800.87
	31 March 2021	29,346.64	-	-	29,346.64

B.2 Fair value of instruments measured at amortised cost

Fair value of instruments measured at amortised cost for which fair value is disclosed is as follows, these fair values are calculated using Level 3 inputs:

Particulars	As at 31 March 2022		As at 31 March 2021	
	Carrying value	Fair value	Carrying value	Fair value
Financial assets				
Cash and cash equivalents	28,521.95	28,521.95	36,233.81	36,233.81
Trade receivables	40,544.98	40,544.98	33,465.74	33,465.74
Total	69,066.93	69,066.93	69,699.55	69,699.55
Financial liabilities				
Trade payables	280.45	280.45	15.00	15.00
Other financial liabilities	-	-	-	-
Total	280.45	280.45	15.00	15.00

The management assessed that fair values of cash and cash equivalents, trade receivables and trade payables approximate their respective carrying amounts, largely due to the short-term maturities of these instruments.

Note 26

Financial risk management

i) Risk Management

The Company's activities expose it to market risk, liquidity risk and credit risk. The Company's board of directors has overall responsibility for the establishment and oversight of the Company risk management framework. The Company's risk are managed by a treasury department under policies approved by the board of directors. The board of directors provides written principles for overall risk management. This note explains the sources of risk which the entity is exposed to and how the entity manages the risk and the related impact in the financial statements.



Indiabulls Alternate Investments Limited

Summary of significant accounting policies and other explanatory information for the year ended 31 March 2022

(All amounts in Rs. thousand unless stated otherwise)

Risk	Exposure arising from	Measurement	Management
Credit risk	Cash and cash equivalents, investments, trade receivables	Ageing analysis	Highly rated bank deposits and diversification of asset base and collaterals taken for assets
Liquidity risk	Trade payables and other financial liabilities	Cash flow forecasts	Committed borrowing and other credit facilities and sale of loan assets (whenever required)
Market risk - foreign exchange	Financial assets and liabilities not denominated in Indian rupee (INR)	Cash flow forecasting	Forward contract/hedging, if required
Market risk - interest rate	Variable rates borrowings and debt securities	Sensitivity analysis	Negotiation of terms that reflect the market factors
Market risk - security price	Investments in equity securities	Sensitivity analysis	Diversification of portfolio, with focus on strategic investments

In order to avoid excessive concentrations of risk, the Company's policies and procedures include specific guidelines to focus on maintaining a diversified portfolio. Identified concentrations of credit risks are controlled and managed accordingly.

A) Credit risk

Credit risk is the risk that a counterparty fails to discharge its obligation to the Company. The Company's exposure to credit risk is influenced mainly by cash and cash equivalents, investments, loan assets, trade receivables and other financial assets. The Company continuously monitors defaults of customers and other counterparties and incorporates this information into its credit risk controls.

a) Credit risk management

Based on business environment in which the Company operates, a default on a financial asset is considered when the counter party fails to make payments within the agreed time period as per contract. The Company assesses and manages credit risk based on internal credit rating system. Internal credit rating is performed for each class of financial instruments with different characteristics. The Company assigns the following credit ratings to each class of financial assets based on the assumptions, inputs and factors specific to the class of financial assets.

- (i) Low credit risk
- (ii) Moderate credit risk
- (iii) High credit risk

The company provides for expected credit loss based on the following:

Nature	Assets covered	Basis of expected credit loss
Low credit risk	Cash and cash equivalents, other bank balances, investments, loans, trade receivables and other financial assets	12 month expected credit loss

Assets are written off when there is no reasonable expectation of recovery. The Company continues to engage with parties whose balances are written off and attempts to enforce repayment. Recoveries made are recognised in statement of profit and loss.

Financial assets that expose the entity to credit risk*

Particulars	As at 31 March 2022	As at 31 March 2021
(i) Low credit risk		
Cash and cash equivalents	28,521.95	36,233.81
Trade receivables	40,544.98	33,465.74

* These represent gross carrying values of financial assets, without deduction for expected credit losses

Cash and cash equivalents

Credit risk related to cash and cash equivalents is managed by only accepting highly rated banks and diversifying accounts in different banks across the country.

Assets are written off when there is no reasonable expectation of recovery. The Company continues to engage with parties whose balances are written off and attempts to enforce repayment. Recoveries made are recognised in statement of profit and loss.


Trade receivables

Credit risk related to trade receivables is managed by monitoring the recoverability of such amounts continuously.

b) Credit risk exposure

i) Expected credit losses for financial assets

As at 31 March 2022	Estimated gross carrying amount at default	Expected credit losses	Carrying amount net of impairment provision
Cash and cash equivalents	28,521.95	-	28,521.95
Trade receivables	40,544.98	-	40,544.98



Indiabulls Alternate Investments Limited

Summary of significant accounting policies and other explanatory information for the year ended 31 March 2022

(All amounts in Rs. thousand unless stated otherwise)

As at 31 March 2021	Estimated gross carrying amount at default	Expected credit losses	Carrying amount net of impairment provision
Cash and cash equivalents	36,233.81	-	36,233.81
Trade receivables	33,465.74	-	33,465.74

c) Concentration of trade receivables

The Company's exposure to credit risk for trade receivables is presented as below.

Particulars	As at 31 March 2022	As at 31 March 2021
Individual	-	-
Corporate	-	-
Others	40,544.98	33,465.74
Total	40,544.98	33,465.74

B) Liquidity risk

Liquidity risk is the risk that the Company will encounter difficulty in meeting the obligations associated with its financial liabilities that are settled by delivering cash or another financial asset. The Company's approach to managing liquidity is to ensure as far as possible, that it will have sufficient liquidity to meet its liabilities when they are due.

The Company maintains flexibility in funding by maintaining availability under committed credit lines. Management monitors the Company's liquidity positions (also comprising the undrawn borrowing facilities) and cash and cash equivalents on the basis of expected cash flows. The Company also takes into account liquidity of the market in which the entity operates.

(ii) Maturities of financial assets and liabilities

The tables below analyse the Company financial assets and liabilities into relevant maturity groupings based on their contractual maturities.

The amounts disclosed in the table are the contractual undiscounted cash flows:

As at 31 March 2022	Less than 1 year	1-3 year	More than 3 years	Total
Financial assets				
Cash and cash equivalent and other bank balances	28,521.95	-	-	28,521.95
Trade receivables	40,544.98	-	-	40,544.98
Investments	-	-	22,800.87	22,800.87
Total undiscounted financial assets	69,066.93	-	22,800.87	91,867.80
Financial liabilities				
Trade payables	280.45	-	-	280.45
Total undiscounted financial liabilities	280.45	-	-	280.45
Net undiscounted financial assets/(liabilities)	68,786.48	-	22,800.87	91,587.35

As at 31 March 2021	Less than 1 year	1-3 year	More than 3 years	Total
Financial assets				
Cash and cash equivalent and other bank balances	36,233.81	-	-	36,233.81
Trade receivables	33,465.74	-	-	33,465.74
Investments	-	-	29,346.64	29,346.64
Total undiscounted financial assets	69,699.55	-	29,346.64	99,046.19
Financial liabilities				
Trade payables	15.00	-	-	15.00
Total undiscounted financial liabilities	15.00	-	-	15.00
Net undiscounted financial assets/(liabilities)	69,684.55	-	29,346.64	99,031.19

C) Market risk

a) Foreign currency risk

The Company is exposed to foreign exchange risk arising from foreign currency transactions. Foreign exchange risk arises from recognised assets and liabilities denominated in a currency that is not the functional currency of the Company. To mitigate the Company's exposure to foreign currency risk, non-rupee cash flows are monitored and forward exchange contracts are entered into in accordance with the Company's risk management policies. The Company has not hedged its foreign currency receivables and payables.

b) Interest rate risk

i) Liabilities

The Company's policy is to minimise interest rate cash flow risk exposures on long-term financing. At 31 March 2022 (31 March 21 Nil) the company did not have any debt securities and other borrowings and accordingly the Company do not have any exposure to interest rate risk.

ii) Assets

The Company's fixed deposits are carried at amortised cost and are fixed rate deposits. They are therefore not subject to interest rate risk as defined in Ind AS 107, since neither the carrying amount nor the future cash flows will fluctuate because of a change in market interest rates.



Indiabulls Alternate Investments Limited

Summary of significant accounting policies and other explanatory information for the year ended 31 March 2022

(All amounts in Rs. thousand unless stated otherwise)

c) Derivative financial instrument

The Company has not entered into any derivative instruments during the year. There are no foreign currency exposures as at 31 March 2022 (31 March 2021 Nil).

d) Price risk

i) Exposure

The Company's exposure price risk arises from investments held and classified in the balance sheet either as fair value through other comprehensive income or at fair value through profit or loss. To manage the price risk arising from investments, the Company diversifies its portfolio of assets.

Note -27

Capital management

The Company's capital management objectives are

- to ensure the Company's ability to continue as a going concern
- to comply with externally imposed capital requirement and maintain strong credit ratings
- to provide an adequate return to shareholders

The Company monitors capital on the basis of the carrying amount of equity less cash and cash equivalents as presented on the face of balance sheet.

Management assesses the Company's capital requirements in order to maintain an efficient overall financing structure while avoiding excessive leverage. This takes into account the subordination levels of the Company's various classes of debt. The Company manages the capital structure and makes adjustments to it in the light of changes in economic conditions and the risk characteristics of the underlying assets. In order to maintain or adjust the capital structure, the Company may adjust the amount of dividends paid to shareholders, return capital to shareholders, issue new shares, or sell assets to reduce debt.

Particulars	As at 31 March 2022	As at 31 March 2021
Net debt*	-	-
Total equity	92,535.61	94,507.02
Net debt to equity ratio	-	-

The company does not have any borrowings/debt securities as at 31 March 2022 and 31 March 2021.

(This space has been intentionally left blank)



Indiabulls Alternate Investments Limited

Summary of significant accounting policies and other explanatory information for the year ended 31 March 2022

(All amounts in Rs. thousand unless stated otherwise)

Note - 28

Maturity analysis of assets and liabilities

The table shows an analysis of assets and liabilities analysed according to when they are expected to be recovered or settled.

	As at 31 March 2022		As at 31 March 2021	
	Within 12 months	After 12 months	Within 12 months	After 12 months
Assets				
Financial assets				
Cash and cash equivalents	28,521.95	-	36,233.81	-
Trade receivables	40,544.98	-	33,465.74	-
Investments	-	22,800.87	-	29,346.64
	<u>69,066.93</u>	<u>22,800.87</u>	<u>69,699.55</u>	<u>29,346.64</u>
Non-financial assets				
Current tax assets (net)	460.11	-	373.57	-
Deferred tax assets (net)	-	638.37	-	-
Other non-financial assets	149.76	-	1,051.51	-
	<u>609.87</u>	<u>638.37</u>	<u>1,425.08</u>	<u>-</u>
Total assets	<u>69,676.80</u>	<u>23,439.24</u>	<u>71,124.63</u>	<u>29,346.64</u>
Liabilities and Equity				
Liabilities				
Financial liabilities				
Trade payables				
(i) total outstanding dues of micro enterprises and small enterprises	-	-	-	-
(ii) total outstanding dues of creditors other than micro enterprises and small enterprises	280.45	-	15.00	-
Borrowings other than debt securities	-	-	-	-
Other financial liabilities	-	-	-	-
	<u>280.45</u>	<u>-</u>	<u>15.00</u>	<u>-</u>
Non-financial liabilities				
Current tax liabilities (net)	-	-	3,802.60	-
Deferred tax Liability (net)	-	-	-	844.06
Other non-financial liabilities	299.98	-	1,302.59	-
	<u>299.98</u>	<u>-</u>	<u>5,105.19</u>	<u>844.06</u>
Total liabilities	<u>580.43</u>	<u>-</u>	<u>5,120.19</u>	<u>844.06</u>
Net	<u>69,096.37</u>	<u>23,439.24</u>	<u>66,004.44</u>	<u>28,502.58</u>

(This space has been intentionally left blank)



Indiabulls Alternate Investments Limited

Summary of significant accounting policies and other explanatory information for the year ended 31 March 2022

(All amounts in Rs. thousand unless stated otherwise)

Note - 29

As per the best estimate of the management, no provision is required to be made as per Accounting Standard 37 (Ind AS 37) - Provisions, Contingent Liabilities and Contingent Assets in accordance with the Indian Accounting Standards (Ind AS) notified under Section 133 of the Companies Act, 2013 ("the Act") read together with the Companies (Indian Accounting Standards) Rules, 2015 (as amended) in respect of any present obligation as a result of a past event that could lead to a probable outflow of resources, which would be required to settle the obligation.

Note - 30

The company has not entered into any derivative contracts during the year. The Company does not have any foreign currency exposures as at 31 March 2022 (31 March 2021 : Nil)

Note - 31
Accounting Ratio

Particulars	As at 31 March 2022	As at 31 March 2021
(a) Current Ratio	120.04	13.89
(b) Debt Service Coverage Ratio	NA	NA
(c) Return on Equity Ratio	(0.04)	0.26
(d) Inventory Turnover Ratio	NA	NA
(e) Trade Receivable Turnover Ratio	0.30	0.67
(f) Trade Payable Turnover Ratio	NA	NA
(g) Net Capital Turnover Ratio	0.16	0.38
(h) Net Profit Ratio	(0.18)	0.53
(i) Return on Capital Employed	(0.03)	0.18
(j) Return on Investment	(0.02)	0.14

Note - 32

There are no capital or other commitments to be reported as at 31 March 2022 (31 March 2021 : Nil)

Note - 33

There are no borrowing costs to be capitalised as at 31 March 2022 (31 March 2021 : Nil)

Note - 34

Operating Segments

Considering the nature of Company's business and operations and based on the information available with the management, there is/are no reportable segments (business and/or geographical) in accordance with the requirements of Indian Accounting Standard (Ind AS) - 108 on Segment Reporting in accordance with the Indian Accounting Standards (Ind AS) notified under Section 133 of the Companies Act, 2013 ("the Act") read together with the Companies (Indian Accounting Standards) Rules, 2015 (as amended). Hence, no further disclosures are required in respect of reportable segments, under Ind AS 108, other than those already provided in the financial statements.

Note - 35

Disclosures in respect of Ind AS - 24 'Related Party Disclosures' as specified under Section 133 of the Companies Act, 2013 ("the Act") read together with the Companies (Indian Accounting Standards) Rules, 2015 (as amended):

(a) Details of related parties:

Description of relationship	Name of the Party
Ultimate Holding Company	Dhani Services Limited (Formerly known as Indiabulls Ventures Limited)
Holding Company	Indiabulls Distribution Services Limited

(b) Significant Transactions with Related Parties during the year ended 31 March 2022:

Particulars	Fellow Subsidiary Company	
	For the year ended 31 March 2022	For the year ended 31 March 2021
Finance		
Payments made for transfer to respective employee wallet accounts	62.82	35.11

(c) Outstanding as at 31 March 2022: Nil (31 March 2021 : Nil)

In accordance with Ind AS 24, disclosures in respect of transactions with identified related parties are given only for such period during which such relationships existed. Related Party relationships are given above as identified by the Company and relied upon by the Auditors.



Indiabulls Alternate Investments Limited

Summary of significant accounting policies and other explanatory information for the year ended 31 March 2022

Note - 35 (Continued):

(d) Detail of loans are granted to promoters, directors, KMPs and the related parties

Type of Borrower	As at 31 March 2022		As at 31 March 2021	
	Amount of loan	Percentage	Amount of loan or	Percentage to the
Promoter	-	0.00%	-	0.00%
Directors	-	0.00%	-	0.00%
KMPs	-	0.00%	-	0.00%
Related parties	-	0.00%	-	0.00%

Note - 36

(i) The Company has not received any funds from any person(s) or entity(ies), including foreign entities (Funding Party) with the understanding (whether recorded in writing or otherwise) that the Company shall;

(a) directly or indirectly lend or invest in other persons or entities identified in any manner whatsoever by or on behalf of the Company (Ultimate Beneficiaries) or

(b) provide any guarantee, security or the like to or on behalf of the Ultimate Beneficiaries.

(ii) The Company has not advanced or loaned or invested any funds from any person(s) or entity(ies), including foreign entities (Intermediaries) with the understanding (whether recorded in writing or otherwise) that the Intermediaries shall;

(a) directly or indirectly lend or invest in other persons or entities identified in any manner whatsoever by or on behalf of the Company (Ultimate Beneficiaries) or

(b) provide any guarantee, security or the like to or on behalf of the Ultimate Beneficiaries.

Note - 37

(i) There are no proceedings initiated or pending against the Company for holding any benami property under the Benami Transactions (Prohibition) Act, 1988 (45 of 1988) during the year ended March 31, 2022 (Previous year Rs. Nil).

(ii) There are no charges or satisfaction yet to be registered with Registrar of Companies by the Company during the year (Previous year Rs. Nil).

(iii) The Company did not enter into any transactions which are not recorded in the books of accounts and has been surrendered or disclosed as income during the year in the tax assessments under the Income Tax Act, 1961. (Previous year Rs. Nil).

(iv) The Company has not traded or invested in crypto currency or virtual currency during the financial year ended March 31, 2022 (Previous year Rs. Nil).

(v) The Company has not been declared a willful defaulter by any bank or financial institution or other lender during the year ended March 31, 2022.

(vi) The Company have not taken any borrowings from banks or financial institutions on the basis of security of current assets during the year ended March 31, 2022 (Previous year Rs. Nil)

(vii) There are no any bank or financial institution or other lender declared to Company a willful defaulter during the year (Previous year Rs. Nil)

(viii) The company has not entered into any transactions with companies struck off under section 248 of the Companies Act, 2013 or section 560 of Companies Act, 1956 during the year ended March 31, 2022 (Previous year Rs. Nil)

(This space has been intentionally left blank)



Indiabulls Alternate Investments Limited

Summary of significant accounting policies and other explanatory information for the year ended 31 March 2022

(All amounts in Rs. thousand unless stated otherwise)

Note - 38

In respect of amounts as mentioned under Section 124 of the Companies Act, 2013, there were no dues required to be credited to the Investor Education and Protection Fund as on 31 March 2022 (31 March 2021:- Nil)

As per our report of even date

For MRKS and Associates

Chartered Accountants

FRN: 023711N

Kamal Ajit
Partner

Membership No. 505788
New Delhi, 27 May 2022



For and on behalf of the Board of Directors

Amit Ajit Gandhi
Director

DIN: 07606699
New Delhi, 27 May 2022

Matbeer Singh Gosain
Director
DIN: 00347596